

REMACHES TUDELA

REMACHES



BLIND RIVETS

PERNOS COLLARÍN



LOCK BOLTS

TUERCAS
REMACHABLES



RIVET NUTS

REMACHADORAS



RIVETING TOOLS

CATÁLOGO | CATALOGUE

2023

Quiénes somos / Who we are



Llevamos más de 10 años en el sector, donde nuestra experiencia nos avala por el **buen hacer y el camino recorrido** por todos y cada uno de los colaboradores y trabajadores que forman o han formado parte de este proyecto. Gracias a cada uno de ellos, hoy por hoy somos **REMACHES TUDELA**.

Trabajamos día a día para adaptarnos a las exigencias del mercado y satisfacer las necesidades de nuestros clientes, a los cuales acogemos como un miembro más de esta gran familia que hemos creado.

Desde nuestros comerciales, operarios y dirección damos lo mejor de cada uno de nosotros para que año tras año sigáis confiando en nuestra empresa.

We have been in the sector for more than 10 years. Our experience is backed up by the good work and the road travelled by each and every one of the collaborators and workers who form or have formed part of this project. Thanks to each and every one of them, today we are REMACHES TUDELA.

We work every day to adapt to the demands of the market and satisfy the needs of our

customers, whom we welcome as another member of this great family that we have created.

Our sales staff, operators and management give the best of each and every one of us so that year after year you continue to trust in our company.

Nuestra fábrica / Our factory

Contamos con dos plantas productiva distribuidas por todo el mundo, con más de 22.000 m2 de superficie para seguir creando las gamas de productos más variadas y exigentes del mercado.

Cada una de ellas esta especializada en una tipología de producto, optimizando tanto los recursos materiales como humanos.

Esto nos permite tener un personal cualificado y especializado para dar la mejor respuesta posible ante los retos que puedan surgir.

Nuestras fábricas están preparadas para seguir cuidando el medioambiente, siguiendo estrictamente cada una de las normativas implantadas por el Gobierno vigente.

La generación de residuos es mínima, por lo que su destrucción no supone problema alguno.

We have two production plants distributed around the world with more than 22,000 m2 of surface area to continue creating the most varied and demanding product ranges on the market. Each of them is specialised in a type of product, optimising both material and human resources.

This allows us to have qualified and specialised personnel, to provide the best possible response to the challenges that may arise. Our factories are prepared to continue caring for the environment, strictly following each of the regulations implemented by the Government in force. The waste generation is minimal, so its destruction is not a problem at all.



Por qué Remaches Tudela / Why to choose Remaches Tudela



A lo largo de estos años, la calidad nos ha acompañado, obteniendo en 2017 el certificado ISO 9001:2015 que garantiza un proceso de gestión fiable.

La calidad marca la diferencia y es que en Remaches Tudela nos encargamos de la fabricación y comercialización de nuestra cartera de productos, teniendo el control absoluto sobre ellos.

Esto nos garantiza una satisfacción segura por parte de nuestros clientes ofreciendo productos eficaces y seguros.

Por ello les indicamos algunos de los certificados de calidad que disponemos entre nuestra producción de España y China.

Throughout these years, quality has accompanied us, obtaining in 2017 the ISO 9001:2015 certificate that guarantees a reliable management process.

Quality makes the difference and at Remaches Tudela we are in charge of the manufacture and marketing of our product portfolio, having absolute control over them.

This guarantees us a secure satisfaction on the part of our customers by offering effective and safe products.

For this reason we indicate some of the quality certificates we have between our production in Spain and China.



ISO 16949:2016



ISO 14001:2015



ISO 9001:2015

Seguimos viéndonos / We keep seeing each other



Nuestra participación en Ferias, se ha convertido en todo un ritual donde poder mostraros cada parte de la empresa, novedades y poder tener un punto de encuentro donde compartir nuestras experiencias y seguir abriendo horizontes nuevos para Remaches Tudela.

Cada oportunidad, un nuevo reto de expansión.

Our participation in fairs has become a ritual where we can show you every part of the company, news and have a meeting point where we can share our experiences and continue to open new horizons for Remaches Tudela.

Every opportunity, a new challenge of expansion.

Invertimos en el futuro / We invest in the future

En los tiempos en los que nos movemos la tecnología y formación son los factores claves para seguir adelante: simplemente inversión en mejorar cada día.

Por eso, para nosotros es tan importante una formación continua para nuestros empleados y una mejora tecnológica en los procesos de creación y comercialización, optimizando todos los factores intervinientes.

Al año se destinan arduas partidas presupuestadas para seguir mejorando...

para vosotros por nosotros

In this day and age, technology and training are the key factors for moving forward: simply investing in improving every day.

That is why continuous training for our employees and technological improvements in the creation and marketing processes, optimising all the factors involved, are so important to us.

Every year, we set aside a considerable amount of money to continue improving.

for you for us



Que hablen los números / Let the numbers speak



Más de 800 tipos de remaches estándar y estructurales.

Más de 300 tipos de medidas de tuercas remachables.

Disponemos de uno de los catálogos más amplios del mercado con una gama de remachadoras muy completa .

Constante renovación con nuevas incorporaciones.

Al por mayor o al por menor: disponemos de cajas desde 250 unidades.

Exportación de nuestros productos a nivel mundial llegando a 30 países diferentes.

Gran presencia en toda Europa y parte de Latinoamérica.

More than 800 types of standard and structural rivets.

More than 300 types of sizes of rivet nuts.

We have one of the most extensive catalogues on the market with a very complete range of riveting machines.

Constantly renewed with new additions.

Wholesale or retail: we have boxes from 250 units.

Export of our products worldwide, reaching 30 different countries.

Large presence throughout Europe and part of Latin America.



**REMACHES ESTÁNDAR
Y ESTRUCTURALES**
STANDARD AND
STRUCTURAL RIVETS



**MEDIDAS DE
TUERCAS REMACHABLES**
SIZES OF
RIVET NUTS



AMPLIO CATÁLOGO
WIDE RANGE OF
PRODUCTS




**EXPORTACIÓN
MUNDIAL**
EXPORT
WORLDWIDE


Remaches lacados / Lacquered rivets

Desde nuestra sede de España somos especialistas en la fabricación de remaches lacados en bombo y a mano proporcionando una calidad inigualable para nuestros productos que requieren de un acabado estético perfecto. Esto nos permite dar un servicio más competitivo y rápido, controlando el 100% de su proceso.

From our headquarters in Spain we are specialists in the manufacture of lacquered rivets on drums and by hand, providing an unequalled quality for our products that require a perfect aesthetic finish. This allows us to provide a faster and more competitive service, controlling 100% of the process.



Lacado Manual
Manual Lacquering



Lacado en bombo
Bass drum Lacquering



Disponibles en todos los colores de la carta RAL. También podemos lacar según muestra física entregada por el cliente.

Available in all colours of the RAL chart. We can also lacquer according to a physical sample provided by the customer.

Productos lacados: / Lacquered products:



Remache
Aluminio / Acero
Rivet
Aluminium / Steel



Remache
Aluminio / Inox
Rivet
Aluminium / St. Steel



Remache
Aluminio / Aluminio
Rivet
Aluminium / Aluminium



Remache
Acero / Acero
Rivet
Steel / Steel



Remache
Inox A2 / Inox A2
Rivet
St. Steel A2 /
St. Steel A2

Otros recubrimientos / Other coating

Se pueden realizar otro tipo de recubrimientos, para proporcionar una calidad extra en los entornos más exigentes. Con esto garantizaremos a nuestros productos una adecuada resistencia al paso del tiempo y a las inclemencias del entorno.

Other types of coatings can be made to provide extra quality in the most demanding environments. This will ensure that our products will withstand the test of time and the harsh environment.



Tratamiento Treatment	Material		
	Aluminio Aluminium	Acero Steel	Inox St. Steel
Lacado Lacquered	✓	✓	✓
Pulido Polished	✓	✓	✓
Cincado Zincplated		✓	
Pasivado Pasivated	✓		✓
Anodizado Anodisation	✓		
Cincado Niquelado Zincplated-Nickel		✓	
Cincado negro Zincplated black		✓	
Recubrimiento DeltaSeal DeltaSeal coating	✓		✓
Recubrimiento Magni Magni coating	✓		

Consulte con nosotros para más tratamientos.

Please contact us for further treatments.

Nuestros productos / Our products

REMACHES / RIVET



Estándar / Standard



Multigrip



Flor / Peel



Ranurado / Grooved



Wood-lock



Estanco / Sealed



Trebulb



Trebulb plus



Tudibulb



Tudinox



Cup-lock



Cup-bolt



H-lock



Superbulb



Twin-lock



B-rivet



Floorply



Double mate



De golpe / Hammer



Speed-riv



Speed-vert



Speed-screw



Supergrip



Bull-lock



Tainer lock

TUERCAS REMACHABLES / RIVET NUTS



Cilíndrica Ranurada
cabeza ancha /
Cylindrical Grooved
flat head



Cilíndrica Ranurada
cabeza reducida /
Cylindrical Grooved
reduced head



Cilíndrica Ranurada
cabeza avellanada /
Cylindrical Grooved
countersunk head



Semi Hexagonal
cabeza ancha /
Half Hexagonal
flat head



Semi Hexagonal
cabeza reducida /
Half Hexagonal
reduced head



Hexagonal
cabeza ancha /
Full Hexagonal
flat head



Hexagonal
cabeza reducida /
Full Hexagonal
reduced head



Trébol /
triform

REMACHADORAS/ RIVETING TOOLS



Remachadoras manuales /
Hand tool



Remachadoras Neumáticas /
Pneumatic Rivet Gun



Remachadoras a Batería /
Battery Rivet Gun

OTROS PRODUCTOS/ OTHER PRODUCTS



Pernos insertables /
Self Clinch Studs



Tuercas insertables /
Self Clinch Nuts




Separadores insertables /
Threaded Standoffs




Pernos Soldables /
Welding Studs

PRODUCTO PRODUCT	TIPO TYPE	CUERPO BODY	CLAVO MANDREL	CABEZA HEAD	CÓDIGO CODE		
REMACHES BLIND RIVETS	ESTÁNDAR STANDARD	ALUMINIO ALUMINIUM	ACERO STEEL	Cabeza Alomada Dome Head	001		5
				Cabeza Alomada Lacada Dome Head Painted	R008		9
				Cabeza Avellanada Countersunk Head	R009		11
				Cabeza Avellanada Lacada Countersunk Head Painted	RL09		13
				Cabeza Grande Large Head	003		14
				Cabeza Grande Lacada Large Head Painted	004		16
			Cabeza Extra Grande Extra Large Head	005		17	
			ALUMINIO ALUMINIUM	Cabeza Alomada Dome Head	R041		18
				Cabeza Alomada Lacada Dome Head Painted	R041		20
			INOX A-2 S.S. A-2	Cabeza Alomada Dome Head	R042		21
				Cabeza Grande Large Head	R043		23
				Cabeza Extra Grande Extra Large Head	R043		24

PRODUCTO PRODUCT	TIPO TYPE	CUERPO BODY	CLAVO MANDREL	CABEZA HEAD	CÓDIGO CODE		
REMACHES BLIND RIVETS	ESTÁNDAR STANDARD	ACERO STEEL	ACERO STEEL	Cabeza Alomada Dome Head	R010		25
				Cabeza Avellanada Countersunk Head	R012		28
				Cabeza Grande Large Head	R011		29
				Cabeza Extra Grande Extra Large Head	R011		30
		INOX A-2 S.S. A-2	INOX A-2 S.S. A-2	Cabeza Alomada Dome Head	R013		31
				Cabeza Avellanada Countersunk Head	R015		34
				Cabeza Grande Large Head	R014		35
				Cabeza Extra Grande Extra Large Head	R014		36
		INOX A-4 S.S. A-4	INOX A-4 S.S. A-4	Cabeza Alomada Dome Head	R016		37
		COBRE COPPER	ACERO STEEL	Cabeza Alomada Dome Head	R017		38
				BRONCE BRONZE	Cabeza Alomada Dome Head	R018	
		REMACHES BLIND RIVETS	MULTIGRIP MULTIGRIP	ALUMINIO ALUMINIUM	ACERO STEEL	Cabeza Alomada Dome Head	R019
Cabeza Avellanada Countersunk Head	R022						43







PRODUCTO PRODUCT	TIPO TYPE	CUERPO BODY	CLAVO MANDREL	CABEZA HEAD	CÓDIGO CODE				
REMACHES BLIND RIVETS	MULTIGRIP MULTIGRIP	ALUMINIO ALUMINIUM	ACERO STEEL	Cabeza Grande Large Head	R020		44		
				Cabeza Extra Grande Extra Large Head	R021		45		
			INOX A-2 S.S. A-2	Cabeza Alomada Dome Head	R025		46		
				Cabeza Avellanada Countersunk Head	R027		47		
		ACERO STEEL	ACERO STEEL	Cabeza Alomada Dome Head	R029		48		
				Cabeza Ancha Large Head	R024		49		
		INOX A-2 S.S. A-2	INOX A-2 S.S. A-2	Cabeza Alomada Dome Head	R028		50		
				Cabeza Ancha Dome Head	R026		51		
		REMACHES BLIND RIVETS	FLOR PEEL	ALUMINIO ALUMINIUM	ACERO STEEL	Cabeza Alomada Dome Head	007		53
						Cabeza Alomada Lacada Dome Head Painted	008		55
Cabeza Grande Large Head	R007						56		
Cabeza Grande Lacada Large Head Painted	009						57		
INOX A2 S. S A-2	INOX A2 S. S A-2			Cabeza Alomada Dome Head	011		58		

PRODUCTO PRODUCT	TIPO TYPE	CUERPO BODY	CLAVO MANDREL	CABEZA HEAD	CÓDIGO CODE		
REMACHES BLIND RIVETS	RANURADO GROOVED	ALUMINIO ALUMINIUM	ACERO STEEL	Cabeza Alomada Dome Head	R044		61
REMACHES BLIND RIVETS	WOOD-LOCK WOOD-LOCK	ACERO STEEL	ACERO STEEL	Cabeza Alomada Dome Head	R203		63
REMACHES BLIND RIVETS	ESTANCO SEALED	ALUMINIO ALUMINIUM	ACERO STEEL	Cabeza Alomada Dome Head	R030		65
				Cabeza Alomada Lacada Dome Head Painted	RL30		66
				Cabeza Avellanada Countersunk Head	R032		67
				Cabeza Grande Large Head	R031		68
		ALUMINIO ALUMINIUM		Cabeza Alomada Dome Head	R034		69
		INOX A-2 S.S. A-2	Cabeza Alomada Dome Head	R035		70	
			Cabeza Avellanada Countersunk Head	R035		71	
		ACERO STEEL	ACERO STEEL	Cabeza Alomada Dome Head	R037		72
				Cabeza Grande Large Head	R036		73
		INOX A-2 S.S. A-2	INOX A-2 S.S. A-2	Cabeza Alomada Dome Head	R038		74
				Cabeza Ancha Dome Head	R038		75

PRODUCTO PRODUCT	TIPO TYPE	CUERPO BODY	CLAVO MANDREL	CABEZA HEAD	CÓDIGO CODE		
REMACHES BLIND RIVETS	ESTANCO SEALED	COBRE COPPER	ACERO STEEL	Cabeza Alomada Dome Head	R039		76
			INOX A-2 S.S. A-2	Cabeza Alomada Dome Head	R040		77
REMACHES BLIND RIVETS	TREBULB TREBULB	ALUMINIO ALUMINIUM	ALUMINIO ALUMINIUM	Cabeza Alomada Dome Head	R043		80
				Cabeza Alomada Lacada Dome Head Painted	R043		81
				Cabeza Ancha Dome Head	R043		82
		ACERO STEEL	ACERO STEEL	Cabeza Alomada Dome Head	R057		83
REMACHES BLIND RIVETS	TREBULB PLUS TREBULB PLUS	ALUMINIO ALUMINIUM	ALUMINIO ALUMINIUM	Cabeza Alomada Dome Head	R075		85
				Cabeza Avellanada Countersunk Head	R074		86
		ACERO STEEL	ACERO STEEL	Cabeza Alomada Dome Head	R077		87
REMACHES BLIND RIVETS	TUDIBULB TUDIBULB	ACERO STEEL	ACERO STEEL	Cabeza Alomada Dome Head	R047		89
REMACHES BLIND RIVETS	TUDINOX TUDINOX	INOX A-2 S.S. A-2	INOX A-2 S.S. A-2	Cabeza Alomada Dome Head	R046		91
REMACHES BLIND RIVETS	CUP-LOCK CUP-LOCK	ALUMINIO ALUMINIUM	ALUMINIO ALUMINIUM	Cabeza Alomada Dome Head	R052		94
				Cabeza Avellanada Countersunk Head	R053		95

PRODUCTO PRODUCT	TIPO TYPE	CUERPO BODY	CLAVO MANDREL	CABEZA HEAD	CÓDIGO CODE		
REMACHES BLIND RIVETS	CUP-LOCK CUP-LOCK	ACERO STEEL	ACERO STEEL	Cabeza Alomada Dome Head	R050		96
				Cabeza Avellanada Countersunk Head	R051		97
		INOX A-2 S.S. A-2	INOX A-2 S.S. A-2	Cabeza Alomada Dome Head	R072		98
				Cabeza Avellanada Countersunk Head	R073		99
REMACHES BLIND RIVETS	CUP-BOLT CUP-BOLT	ALUMINIO ALUMINIUM	ALUMINIO ALUMINIUM	Cabeza Alomada Dome Head	R212		102
				Cabeza Avellanada Countersunk Head	R215		103
		ACERO STEEL	ACERO STEEL	Cabeza Alomada Dome Head	R210		104
				Cabeza Avellanada Countersunk Head	R213		105
		INOX A-2 S.S. A-2	INOX A-2 S.S. A-2	Cabeza Alomada Dome Head	R211		106
				Cabeza Avellanada Countersunk Head	R214		107
REMACHES BLIND RIVETS	H-LOCK H-LOCK	ALUMINIO ALUMINIUM	ALUMINIO ALUMINIUM	Cabeza Alomada Dome Head	R062		110
				Cabeza Avellanada Countersunk Head	R063		111

PRODUCTO PRODUCT	TIPO TYPE	CUERPO BODY	CLAVO MANDREL	CABEZA HEAD	CÓDIGO CODE		
REMACHES BLIND RIVETS	H-LOCK H-LOCK	ACERO STEEL	ACERO STEEL	Cabeza Alomada Dome Head	R055		112
		ACERO STEEL	ACERO STEEL	Cabeza Avellanada Countersunk Head	R061		113
		INOX A-2 S.S. A-2	INOX A-2 S.S. A-2	Cabeza Alomada Dome Head	R058		114
				Cabeza Avellanada Countersunk Head	R064		115
REMACHES BLIND RIVETS	SUPERBULB SUPERBULB	ACERO STEEL	ACERO STEEL	Cabeza Alomada Dome Head	R200		118
		INOX A-2 S.S. A-2	INOX A-2 S.S. A-2	Cabeza Alomada Dome Head	R220		119
REMACHES BLIND RIVETS	TWIN LOCK TWIN LOCK	ACERO STEEL	ACERO STEEL	Cabeza Alomada Dome Head	R201		122
				Cabeza Avellanada Countersunk Head	R206		123
REMACHES BLIND RIVETS	B RIVET B RIVET	ACERO STEEL	ACERO STEEL	Cabeza Alomada Dome Head	R202		125
REMACHES BLIND RIVETS	FLOORPLY FLOORPLY	ACERO STEEL	ACERO STEEL	Cabeza Avellanada Countersunk Head	R205		127
REMACHES BLIND RIVETS	DOUBLE MATE DOUBLE MATE	ALUMINIO ALUMINIUM	ACERO STEEL	Cabeza Grande Large Head	R204		129
REMACHES BLIND RIVETS	DE GOLPE HAMMER	ALUMINIO ALUMINIUM	INOX A-2 S.S. A-2	Cabeza Extra Grande Extra Large Head	R045		131











PRODUCTO PRODUCT	TIPO TYPE	CUERPO BODY	CLAVO MANDREL	CABEZA HEAD	CÓDIGO CODE		
REMACHES BLIND RIVETS	SPEED-RIV SPEED-RIV	ALUMINIO ALUMINIUM	-	Cabeza Alomada Dome Head	S003		134
			-	Cabeza Avellanada Countersunk Head	S004		135
		ACERO STEEL	-	Cabeza Alomada Dome Head	S001		136
			-	Cabeza Avellanada Countersunk Head	S002		137
REMACHES BLIND RIVETS	SPEED-VERT SPEED-VERT	ALUMINIO ALUMINIUM	-	Cabeza Alomada Dome Head	SA02		140
		ACERO STEEL	-	Cabeza Alomada Dome Head	SA01		141
REMACHES BLIND RIVETS	SPEED-SCREW SPEED-SCREW	ACERO STEEL	-	Cabeza Alomada Dome Head	SB01		143

PRODUCTO PRODUCT	TIPO TYPE	PERNO BOLT	COLLARÍN COLLAR	CABEZA HEAD	CÓDIGO CODE		
PERNOS COLLARÍN LOCK BOLTS	SUPER GRIP SUPER GRIP	ACERO STEEL	ACERO STEEL	Cabeza Alomada Dome Head	L001		147
PERNOS COLLARÍN LOCK BOLTS	BULL-LOCK BULL-LOCK	ACERO STEEL	ACERO STEEL	Cabeza Alomada Dome Head	L100		149
				Cabeza Avellanada Countersunk Head	L101		151
		INOX A-2 S.S. A-2	INOX A-2 S.S. A-2	Cabeza Alomada Dome Head	L102		152
				Cabeza Avellanada Countersunk Head	L103		153
PERNOS COLLARÍN LOCK BOLTS	TAINER-LOCK TAINER-LOCK	ACERO STEEL	ACERO STEEL	Cabeza Alomada Dome Head	L200		155

PRODUCTO PRODUCT	MATERIAL MATERIAL	CUERPO BODY	CABEZA HEAD	FONDO END		
TUERCAS REMACHABLES RIVET NUTS	ACERO STEEL	Cilíndrica Ranurada Cylindrical Grooved	Cabeza Ancha Flat Head	Abierta Open End		162
			Cabeza Ancha Flat Head	Cerrada Closed End		163
			Cabeza Reducida Reduced Head	Abierta Open End		164
			Cabeza Reducida Reduced Head	Cerrada Closed End		165
			Cabeza Avellanada Countersunk Head	Abierta Open End		166
			Cabeza Avellanada Countersunk Head	Cerrada Closed End		167
TUERCAS REMACHABLES RIVET NUTS	ACERO STEEL	Semi Hexagonal Half Hexagonal	Cabeza Ancha Flat Head	Abierta Open End		168
			Cabeza Ancha Flat Head	Cerrada Closed End		169
			Cabeza Reducida Reduced Head	Abierta Open End		170
			Cabeza Reducida Reduced Head	Cerrada Closed End		171
TUERCAS REMACHABLES RIVET NUTS	ACERO STEEL	Hexagonal Full Hexagonal	Cabeza Ancha Flat Head	Abierta Open End		172
			Cabeza Ancha Flat Head	Cerrada Closed End		173
			Cabeza Reducida Reduced Head	Abierta Open End		174
			Cabeza Reducida Reduced Head	Cerrada Closed End		175
TUERCAS REMACHABLES RIVET NUTS	ACERO STEEL	Trébol Triform	Cabeza Ancha Flat Head	Abierta Open End		176

PRODUCTO PRODUCT	TIPO TYPE	CUERPO BODY	CABEZA HEAD	FONDO END		
TUERCAS REMACHABLES RIVET NUTS	INOX A-2 S.S. A-2	Cilíndrica Ranurada Cylindrical Grooved	Cabeza Ancha Flat Head	Abierta Open End		178
			Cabeza Ancha Flat Head	Cerrada Closed End		179
			Cabeza Reducida Reduced Head	Abierta Open End		180
			Cabeza Reducida Reduced Head	Cerrada Closed End		181
			Cabeza Avellanada Countersunk Head	Abierta Open End		182
			Cabeza Avellanada Countersunk Head	Cerrada Closed End		183
TUERCAS REMACHABLES RIVET NUTS	INOX A-2 S.S. A-2	Semi Hexagonal Half Hexagonal	Cabeza Ancha Flat Head	Abierta Open End		184
			Cabeza Ancha Flat Head	Cerrada Closed End		185
			Cabeza Reducida Reduced Head	Abierta Open End		186
			Cabeza Reducida Reduced Head	Cerrada Closed End		187
TUERCAS REMACHABLES RIVET NUTS	INOX A-4 S.S. A-4	Cilíndrica Ranurada Cylindrical Grooved	Cabeza Ancha	Abierta Open End		188
			Cabeza Reducida Reduced Head	Abierta Open End		189
TUERCAS REMACHABLES RIVET NUTS	ALUMINIO ALUMINIUM	Cilíndrica Ranurada Cylindrical Grooved	Cabeza Ancha Flat Head	Abierta Open End		190
			Cabeza Reducida Reduced Head	Abierta Open End		191
			Cabeza Avellanada Countersunk Head	Abierta Open End		192

PRODUCTO
PRODUCT

<p>REMACHADORAS A BATERÍA RIVETING BATTERY TOOLS</p>			<p>194</p>
<p>REMACHADORAS MANUALES PARA REMACHES HAND TOOLS FOR BLIND RIVETS</p>			<p>200</p>
<p>REMACHADORAS MANUALES PARA TUERCAS REMACHABLES HAND TOOLS FOR RIVET NUTS</p>			<p>202</p>
<p>REMACHADORAS OLEONEUMÁTICAS PARA REMACHES HYDROPNEUMATIC TOOLS FOR BLIND RIVETS</p>			<p>204</p>
<p>REMACHADORAS OLEONEUMÁTICAS PARA TUERCAS REMACHABLES HYDROPNEUMATIC TOOLS FOR BLIND RIVETS NUTS</p>			<p>208</p>
<p>BLISTER REMACHES Y TUERCAS REMACHABLES BLISTER BLIND RIVETS AND RIVET NUTS</p>			<p>210</p>
<p>CAJA MINI REMACHES Y TUERCAS REMACHABLES MINI BOX BLIND RIVETS AND RIVET NUTS</p>			<p>220</p>
<p>MUEBLE EXPOSITOR E IMPLANTACIÓN EN TIENDA EXHIBITOR FURNITURE AND SHOP IMPLEMENTATION</p>			<p>228</p>
<p>CONDICIONES GENERALES DE VENTA GENERAL SALES CONDITIONS</p>			<p>230</p>

REMACHES TUDELA

REMACHES



BLIND RIVETS

PERNOS COLLARÍN



LOCK BOLTS

TUERCAS
REMACHABLES



RIVET NUTS

REMACHADORAS



RIVETING TOOLS



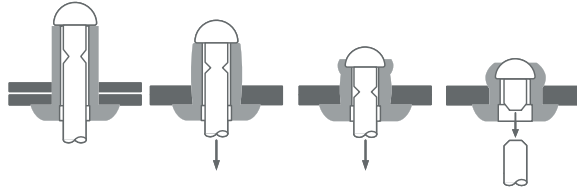
¡FABRICACIÓN
PROPIA!

OWN
PRODUCTION!

Introducción: Introduction:



Aplicación: Application:



Ventajas:

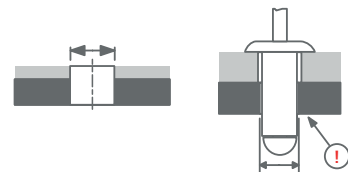
- Aplicaciones ciegas:** en las cuales nunca tienes acceso adecuado a ambos lados de la superficie a remachar como perfiles en "u" o en una aplicación pre-montada; por esta razón, los remaches estándar también se conocen como "remaches ciegos";
- **Bajo coste por unidad:** una instalación más simple, económica y rápida comparada con otros sistemas de fijación como pernos, tornillos;
 - **Fiabilidad:** el apriete irreversible asegura un ajuste que garantiza resistencia a las vibraciones y a la intemperie;
 - **Alta resistencia a la rotura y el corte;**
 - **Estanqueidad:** que puede impedir la penetración de líquido en el interior;
 - **Versatilidad:** disponible en una gran variedad de tipos, dimensiones y materiales para satisfacer un extensa gama de aplicaciones; también pueden ser diseñados para materiales blandos, flexibles y metálicos en una gran diversidad de recubrimiento.

Advantages:

- Blind setting:** it's not necessary to have access on both sides of the fastened parts, ideal for complex and pre-assembled profiles; this is why breakstem rivets are also called "blind rivets";
- **Low unit price:** easy and fast setting, less expensive than other fasteners like bolts and screws;
 - **Reliability:** the irreversible setting guarantees a secure fastening, resistant to vibrations and atmospheric agents;
 - **High mechanical shear and tensile;**
 - **Waterproof:** to avoid fluid leaks internally;
 - **Versatility:** a wide range of types, dimensions and materials are available to satisfy a great variety of applications; can also be designed for soft, elastic or non metallic materials and for all types of surface treatments.

Diámetro de agujero de la aplicación:

Identifica el diámetro del remache (d). El diámetro de los agujeros de la aplicación, deberá respetarse estrictamente para el remache solicitado. De lo contrario, podría poner en peligro la capacidad de apriete y/o mecánica de resistencia del remache.



Application hole diameter:

Choose the right rivet diameter (d). The application hole diameter must be suitable for the thickness in contact with the counterhead otherwise the fastening and/or mechanical features may be compromised.

Espesor remachable:

Espesor mínimo y máximo para remachar. El material a remachar debería poder ser cubierto con seguridad identificando la longitud del remache (L) y respetándolas estrictamente, para cada tipo de aplicación. De lo contrario podría poner en peligro la capacidad de apriete y/o mecánica de resistencia del remache.



Grip range:

Minimum and maximum grip range. Check the rivet length (L); it has to be chosen correctly otherwise the fastening and/or mechanical features may be compromised.

Elegir El Remache Adecuado Para Su Aplicación: Choose The Right Rivet For Your Application:

IMPERMEABLE WATERPROOF	MATERIALES MATERIALS	AGUJERO HOLE	SERIE SERIES
NECESARIO NECESSARY	Metales Metals	Agujero pasante Through hole	Estanco Sealed
NO NECESARIO NOT NECESSARY	Metales Metals	Agujero pasante Through hole	Estándar o multigrip Standard o multigrip
	Metales, madera, plástico, goma (materiales blandos y/o elásticos) Metals, wood, plastic, rubber (other elastic or soft materials)	Agujero ciego Blind hole	Ranurado Grooved
	Madera, plástico, goma (materiales blandos y/o elásticos) Wood, plastic, rubber (other elastic or soft materials)	Agujero pasante Through hole	Flor Peel

MATERIALES DEL CUERPO BODY MATERIAL	MATERIALES DE APLICACIÓN MATERIAL OF APPLICATION				
	Aluminio Aluminium	Acero Steel	Acero inoxidable Stainless Steel	Cobre Copper	Materiales blandos Soft Material
Aluminio Aluminium					
Acero Steel					
Acero inoxidable Stainless Steel					
Cobre Copper					
Mejor combinación: alta resistencia Best combination: high resistance					
Combinación mediocre: resistencia media Mediocre combination : medium resistance					
Combinación no recomendada: baja resistencia Combination not recommended: low resistance					

¡Para otras soluciones por favor contacte con nuestro departamento de ventas!
For other solutions please contact our sales department!

Iconos: Icons:

	Materiales duros Hard materials		Resistente a vibración Vibration resistant		Para materiales blandos For soft materials
	Alta resistencia High resistance		Impermeable Waterproof		Estructurales Structural
	Anti corrosión Anti corrosion		Para multiespesor For multi thickness		

Descripción:

Diseñado para garantizar una fijación sólida y duradera en aplicaciones de remaches estándar (chapas o placas de metal preformadas o planas), ofrecemos una amplia gama de materiales y tipos de cabeza y recubrimientos.

Description:

Designed to guarantee a solid and long lasting fastening on standard rivet applications (metal sheets or shaped metal plates), they come in many shapes and materials.



Tipo de contra - cabeza:

Counterhead type:

Contra - cabeza estándar (abierto).
Standard counterhead (free deformation).



Estanqueidad entre el cuerpo y el vástago.
Water tightness between body and mandrel.

NO

Condiciones de aplicación estándar:

Standard application:

<p>Espesores desde al menos ≥ 1 mm. Total thickness ≥ 1 mm.</p> <p>Metal con metal/plásticos con metal. (No combinaciones de elementos blandos). Metal sheets (no woods, plastics, soft materials).</p>	<p>≥ 1 mm</p>
<p>Láminas sólidas y planas. Solid and plain sheets.</p>	<p>NO!</p>
<p>Agujero uniforme (sin rebabas) y espacio suficiente para el diámetro de la cabeza del cuerpo y la cabeza del vástago. Regular hole (no burrs) and enough free space for body head and rivet counterhead.</p>	<p>NO!</p>
<p>Agujero redondo. Circular hole.</p>	<p>NO!</p>

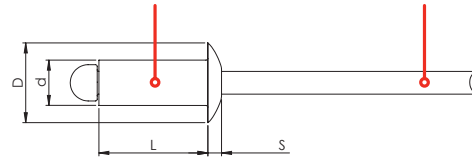
Consulte con nuestro personal de ventas si su aplicación no es estándar.
Please contact our sales department if your application is not standard.





ALUMINIO 3,5% MG
ALUMINIUM 3,5% MG

ACERO CINCADO
ZINC PLATED STEEL



UNE-EN ISO 14589/15977

ALUMINIO 3,5% MG
ALUMINIUM 3,5% MG

ACERO CINCADO
ZINC PLATED STEEL



d Ø mm.	Dimensiones Sizes	L mm.	Código Code	mm.	€ 1000 PCS.	N	N		
2,4	D= 5,0 mm. S= 0,8 mm. Ø 2,5 mm.	4	0012404	0,5 - 2,0		500	300	1.000	10.000
		6	0012406	2,0 - 4,0				1.000	10.000
		8	0012408	4,0 - 6,0				1.000	10.000
		10	0012410	6,0 - 8,0				1.000	10.000
		12	0012412	8,0 - 9,5				1.000	10.000
3,0	D= 6,3 mm. S= 1,0 mm. Ø 3,1 mm.	4	0012904	0,5 - 1,5		800	500	1.000	10.000
		6	0012906	1,5 - 3,5				1.000	10.000
		8	0012908	3,5 - 5,0				1.000	10.000
		10	0012910	5,0 - 7,0				1.000	10.000
		12	0012912	7,0 - 9,0				1.000	10.000
		14	0012914	9,0 - 11,0				1.000	10.000
		16	0012916	11,0 - 13,0				1.000	10.000
		18	0012918	13,0 - 15,0				1.000	10.000
		20	0012920	15,0 - 17,0				1.000	10.000
25	0012925	17,0 - 22,0	500	5.000					
3,2	D= 6,3 mm. S= 1,0 mm. Ø 3,3 mm.	4	0013204	0,5 - 1,5		980	760	1.000	10.000
		6	0013206	1,5 - 3,5				1.000	10.000
		8	0013208	3,5 - 5,0				1.000	10.000
		10	0013210	5,0 - 7,0				1.000	10.000
		12	0013212	7,0 - 9,0				1.000	10.000
		14	0013214	9,0 - 11,0				1.000	10.000
		16	0013216	11,0 - 13,0				1.000	10.000
		18	0013218	13,0 - 15,0				1.000	10.000
		20	0013220	15,0 - 17,0				500	5.000
25	0013225	17,0 - 22,0	500	5.000					
3,4	D= 6,7 mm. S= 1,0 mm. Ø 3,5 mm.	6	0013406	1,0 - 3,0		1270	890	1.000	10.000
		7	0013407	1,0 - 3,5				1.000	10.000
		9	0013409	4,0 - 6,0				1.000	10.000
		11	0013411	5,5 - 7,5				1.000	10.000
		12	0013412	6,5 - 8,5				1.000	10.000

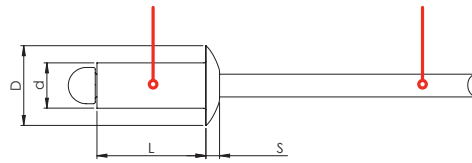
ALUMINIO 3,5% MG
ALUMINIUM 3,5% MG

ACERO CINCADO
ZINC PLATED STEEL



ALUMINIO 3,5% MG
ALUMINIUM 3,5% MG

ACERO CINCADO
ZINC PLATED STEEL



UNE-EN ISO 14589/15977

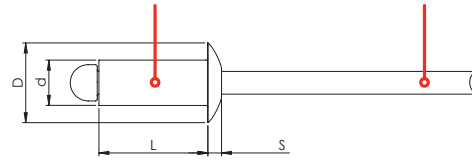


d Ø mm.	Dimensiones Sizes	L mm.	Código Code	E mm.	€ 1000 PCS.	N	N	1000 PCS.	1000 PCS.
4,0	D= 8,0 mm. S= 1,3 mm. Ø 4,1 mm.	5	0013805	1,0 - 2,5	1600	1200	1.000	10.000	
		6	0013806	1,0 - 3,0			1.000	10.000	
		8	0013808	3,0 - 5,0			1.000	10.000	
		10	0013810	5,0 - 6,5			1.000	10.000	
		12	0013812	6,5 - 8,5			500	5.000	
		14	0013814	8,5 - 10,5			500	5.000	
		16	0013816	10,5 - 12,5			500	5.000	
		18	0013818	12,5 - 14,5			500	5.000	
		20	0013820	14,5 - 16,5			500	5.000	
		23	0013823	15,5 - 19,5			500	5.000	
		25	0013825	16,5 - 21,0			500	5.000	
		30	0013830	21,0 - 25,0			250	2.500	
				35			0013835	25,0 - 30,0	250
4,8	D= 9,5 mm. S= 1,4 mm. Ø 4,9 mm.	6	0014806	1,5 - 2,5	2230	1690	500	5.000	
		8	0014808	2,5 - 4,0			500	5.000	
		10	0014810	4,0 - 6,0			500	5.000	
		12	0014812	6,0 - 8,0			500	5.000	
		14	0014814	8,0 - 10,0			500	5.000	
		16	0014816	10,0 - 12,0			500	5.000	
		18	0014818	12,0 - 14,0			500	5.000	
		20	0014820	14,0 - 16,0			500	5.000	
		22	0014822	16,0 - 18,0			250	2.500	
		25	0014825	17,0 - 20,0			250	2.500	
		28	0014828	20,0 - 23,0			250	2.500	
		30	0014830	23,0 - 25,0			250	2.500	
		35	0014835	25,0 - 30,0			250	2.500	
		40	0014840	30,0 - 35,0			250	2.500	
		45	0014845	35,0 - 39,0			200	2.000	
		50	0014850	39,0 - 44,0			100	1.000	
55	0014855	44,0 - 49,0	100	1.000					
60	0014860	49,0 - 54,0	100	1.000					
65	0014865	54,0 - 59,0	100	1.000					



ALUMINIO 3,5% MG
ALUMINIUM 3,5% MG

ACERO CINCADO
ZINC PLATED STEEL



UNE-EN ISO 14589/15977

ALUMINIO 3,5% MG
ALUMINIUM 3,5% MG

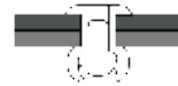
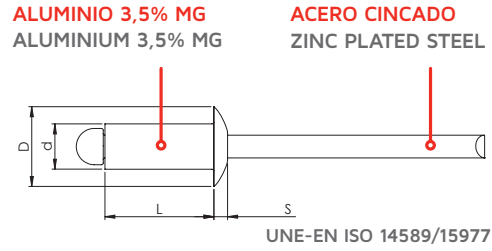
ACERO CINCADO
ZINC PLATED STEEL



d Ø mm.	Dimensiones Sizes	L mm.	Código Code	E mm.	€ 1000 PCS.	N		N	N
						N	N		
5,0	D= 9,5 mm. S= 1,4 mm. Ø 5,1 mm.	6	0015006	1,5 - 2,5	2500	2000	500	5.000	
		8	0015008	2,5 - 4,0			500	5.000	
		10	0015010	4,0 - 6,0			500	5.000	
		12	0015012	6,0 - 8,0			500	5.000	
		14	0015014	8,0 - 10,0			500	5.000	
		16	0015016	10,0 - 12,0			500	5.000	
		18	0015018	12,0 - 14,0			500	5.000	
		20	0015020	14,0 - 16,0			250	2.500	
		25	0015025	17,0 - 20,0			250	2.500	
		27	0015027	20,0 - 23,0			250	2.500	
		30	0015030	23,0 - 25,0			250	2.500	
		35	0015035	25,0 - 30,0			250	2.500	
		40	0015040	30,0 - 35,0			250	2.500	
		45	0015045	35,0 - 39,0			200	2.000	
		50	0015050	39,0 - 44,0			100	1.000	
		6,0	D= 12,0 mm. S= 1,9 mm. Ø 6,1 mm.	8			0015808	2,0 - 3,0	3900
10	0015810			3,0 - 5,0	250	2.500			
12	0015812			5,0 - 7,0	250	2.500			
14	0015814			7,0 - 9,0	250	2.500			
16	0015816			9,0 - 11,0	250	2.500			
18	0015818			11,0 - 13,0	250	2.500			
20	0015820			13,0 - 15,0	250	2.500			
22	0015822			15,0 - 17,0	250	2.500			
26	0015826			18,0 - 20,0	200	2.000			
30	0015830			19,0 - 24,0	200	2.000			
35	0015835			24,0 - 29,0	200	2.000			
40	0015840	29,0 - 34,0	100	1.000					
45	0015845	34,0 - 39,0	100	1.000					

ALUMINIO 3,5% MG
ALUMINIUM 3,5% MG

ACERO CINCADO
ZINC PLATED STEEL



d Ø mm.	Dimensiones Sizes	L mm.	Código Code	mm.	€ 1000 PCS.	N	N	250	2.500
6,4	D= 13,0 mm. S= 2,2 mm. Ø 6,5 mm.	10	0016410	2,0 - 4,0	4090	3120	250	2.500	
		12	0016412	3,0 - 6,0			250	2.500	
		15	0016415	7,0 - 9,0			250	2.500	
		18	0016418	10,0 - 12,0			250	2.500	
		22	0016422	14,0 - 16,0			200	2.000	
		26	0016426	18,0 - 19,0			200	2.000	
		30	0016430	19,0 - 23,0			200	2.000	
		35	0016435	23,0 - 28,0			100	1.000	
		40	0016440	28,0 - 33,0			100	1.000	
		50	0016450	33,0 - 38,0			100	1.000	

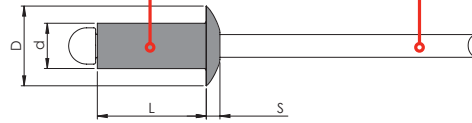


CONSULTE STOCK



ALUMINIO 3,5% MG
ALUMINIUM 3,5% MG

ACERO CINCADO
ZINC PLATED STEEL



UNE-EN ISO 14589/15977

ALUMINIO 3,5% MG
ALUMINIUM 3,5% MG

ACERO CINCADO
ZINC PLATED STEEL



d Ø mm.	Dimensiones Sizes	L mm.	Código Code	E mm.	€ 1000 PCS.	N	N	Lacado: cant. mínima Painted: M.O.Q.	
									1.000
3,0	D= 6,3 mm. S= 1,0 mm. Ø 3,1 mm.	4	R0083004	0,5 - 1,5	800	500	1.000	10.000	30.000
		6	R0083006	1,5 - 3,5			1.000	10.000	30.000
		8	R0083008	3,5 - 5,0			1.000	10.000	30.000
		10	R0083010	5,0 - 7,0			1.000	10.000	30.000
		12	R0083012	7,0 - 9,0			1.000	10.000	30.000
		14	R0083014	9,0 - 11,0			1.000	10.000	30.000
		16	R0083016	11,0 - 13,0			1.000	10.000	30.000
		18	R0083018	13,0 - 15,0			1.000	10.000	30.000
		20	R0083020	15,0 - 17,0			1.000	10.000	30.000
		25	R0083025	17,0 - 22,0			500	5.000	30.000
3,2	D= 6,3 mm. S= 1,0 mm. Ø 3,3 mm.	4	R0083204	0,5 - 1,5	980	760	1.000	10.000	30.000
		6	R0083206	1,5 - 3,5			1.000	10.000	30.000
		8	R0083208	3,5 - 5,0			1.000	10.000	30.000
		10	R0083210	5,0 - 7,0			1.000	10.000	30.000
		12	R0083212	7,0 - 9,0			1.000	10.000	30.000
		14	R0083214	9,0 - 11,0			1.000	10.000	30.000
		16	R0083216	11,0 - 13,0			1.000	10.000	20.000
		18	R0083218	13,0 - 15,0			1.000	10.000	20.000
		20	R0083220	15,0 - 17,0			500	5.000	20.000
		25	R0083225	17,0 - 22,0			500	5.000	20.000
4,0	D= 8,0 mm. S= 1,3 mm. Ø 4,1 mm.	5	R0083805	1,0 - 2,5	1600	1200	1.000	10.000	20.000
		6	R0083806	1,0 - 3,0			1.000	10.000	20.000
		8	R0083808	3,0 - 5,0			1.000	10.000	20.000
		10	R0083810	5,0 - 6,5			1.000	10.000	20.000
		12	R0083812	6,5 - 8,5			500	5.000	20.000
		14	R0083814	8,5 - 10,5			500	5.000	20.000
		16	R0083816	10,5 - 12,5			500	5.000	20.000
		18	R0083818	12,5 - 14,5			500	5.000	20.000
		20	R0083820	14,5 - 16,5			500	5.000	15.000
		25	R0083825	16,5 - 21,0			500	5.000	10.000
		30	R0083830	21,0 - 25,0			250	2.500	10.000
		35	R0083835	25,0 - 30,0			250	2.500	10.000



ALUMINIO 3,5% MG
ALUMINIUM 3,5% MG

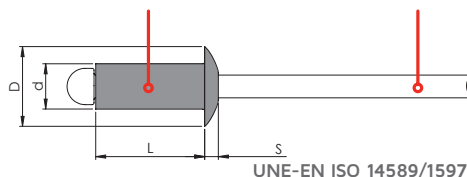


ACERO CINCATO
ZINC PLATED STEEL



ALUMINIO 3,5% MG
ALUMINIUM 3,5% MG

ACERO CINCATO
ZINC PLATED STEEL



UNE-EN ISO 14589/15977



d Ø mm.	Dimensiones Sizes	L mm.	Código Code	E mm.	€ 1000 PCS.	N	N	Lacado: cant. mínima Painted: M.O.Q.		
									500	5.000
4,8	D= 9,5 mm. S= 1,4 mm. Ø 4,9 mm.	6	R0084806	1,5 - 2,5		2230	1690	500	5.000	15.000
		8	R0084808	2,5 - 4,0				500	5.000	15.000
		10	R0084810	4,0 - 6,0				500	5.000	15.000
		12	R0084812	6,0 - 8,0				500	5.000	15.000
		14	R0084814	8,0 - 10,0				500	5.000	15.000
		16	R0084816	10,0 - 12,0				500	5.000	10.000
		18	R0084818	12,0 - 14,0				500	5.000	10.000
		20	R0084820	14,0 - 16,0				500	5.000	10.000
		22	R0084822	16,0 - 18,0				250	2.500	10.000
		25	R0084825	17,0 - 20,0				250	2.500	10.000
		30	R0084830	23,0 - 25,0				250	2.500	10.000
		35	R0084835	25,0 - 30,0				250	2.500	5.000

Colores Estándar sin cantidad mínima / Standard Colours without M.O.Q.

Blanco Nieve / Snow White - Ral 9003.

Negro / Black - Ral 9005.

Agregar a cada código la letra R+ Numero de RAL requerido: R0084806**R9010**.

Add to each code the letter R + Required RAL number: R0084806**R9010**.

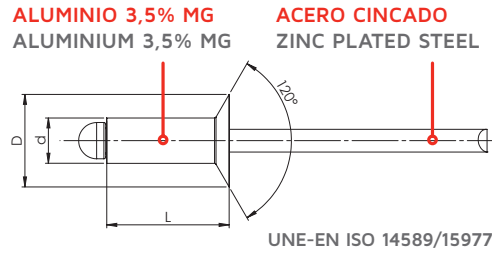
Podemos producir remaches en cualquier color.

On request we can produce rivets in any colours.



CONSULTE STOCK





ALUMINIO 3,5% MG
ALUMINIUM 3,5% MG

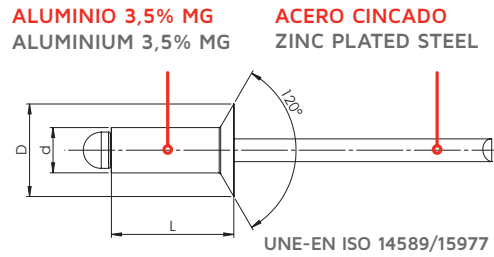
ACERO CINCADO
ZINC PLATED STEEL



d Ø mm.	Dimensiones Sizes	L mm.	Código Code	mm.	€ 1000 PCS.	N		N	
2,4	D= 5,0 mm. Ø 2,5 mm.	6	R0092406	2,0 - 4,0	500	300	1.000	10.000	
		8	R0092408	4,0 - 6,0			1.000	10.000	
		10	R0092410	6,0 - 8,0			1.000	10.000	
3,0	D= 6,0 mm. Ø 3,1 mm.	6	R0092806	2,0 - 3,5	800	500	1.000	10.000	
		8	R0092808	3,5 - 5,0			1.000	10.000	
		10	R0092810	5,0 - 7,0			1.000	10.000	
		12	R0092812	7,0 - 9,0			1.000	10.000	
		14	R0092814	9,0 - 11,0			1.000	10.000	
3,2	D= 6,0 mm. Ø 3,3 mm.	6	R0093206	2,0 - 3,5	980	760	1.000	10.000	
		8	R0093208	3,5 - 5,0			1.000	10.000	
		10	R0093210	5,0 - 7,0			1.000	10.000	
		12	R0093212	7,0 - 9,0			1.000	10.000	
		14	R0093214	9,0 - 11,0			1.000	10.000	
		16	R0093216	11,0 - 13,0			1.000	10.000	
4,0	D= 7,5 mm. Ø 4,1 mm.	6	R0093806	2,0 - 3,0	1600	1200	1.000	10.000	
		8	R0093808	3,0 - 5,0			1.000	10.000	
		10	R0093810	5,0 - 6,5			1.000	10.000	
		12	R0093812	6,5 - 8,5			500	5.000	
		14	R0093814	8,5 - 10,5			500	5.000	
		16	R0093816	10,5 - 12,5			500	5.000	
		18	R0093818	12,5 - 14,5			500	5.000	
		20	R0093820	14,5 - 16,5			500	5.000	

ALUMINIO 3,5% MG
ALUMINIUM 3,5% MG

ACERO CINCADO
ZINC PLATED STEEL



d Ø mm.	Dimensiones Sizes	L mm.	Código Code	mm.	€ 1000 PCS.	N	N	500	5.000
4,8	D= 9,0 mm. Ø 4,9 mm.	6	R0094806	2,0 - 2,5	2230	1690	500	5.000	
		8	R0094808	2,5 - 4,0			500	5.000	
		10	R0094810	4,0 - 6,0			500	5.000	
		12	R0094812	6,0 - 8,0			500	5.000	
		14	R0094814	8,0 - 10,0			500	5.000	
		16	R0094816	10,0 - 12,0			500	5.000	
		18	R0094818	12,0 - 14,0			500	5.000	
		20	R0094820	14,0 - 16,0			500	5.000	
		22	R0094822	16,0 - 18,0			250	2.500	
		25	R0094825	18,0 - 20,0			250	2.500	
		30	R0094830	22,0 - 25,0			250	2.500	
35	R0094835	25,0 - 30,0	250	2.500					
5,0	D= 9,0 mm. Ø 5,1 mm.	8	R0095008	2,5 - 4,0	2500	2000	500	5.000	
		10	R0095010	4,0 - 6,0			500	5.000	
		12	R0095012	6,0 - 8,0			500	5.000	
		14	R0095014	8,0 - 10,0			500	5.000	
		16	R0095016	10,0 - 12,0			500	5.000	
		18	R0095018	12,0 - 14,0			500	5.000	
		21	R0095021	14,0 - 16,0			250	2.500	
		25	R0095025	18,0 - 20,0			250	2.500	
		30	R0095030	22,0 - 25,0			250	2.500	

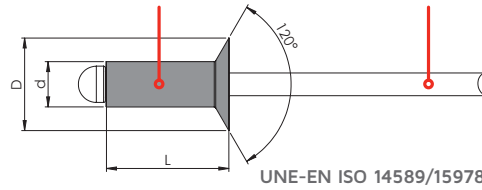


CONSULTE STOCK



ALUMINIO 3,5% MG
ALUMINIUM 3,5% MG

ACERO CINCADO
ZINC PLATED STEEL



UNE-EN ISO 14589/15978

ALUMINIO 3,5% MG
ALUMINIUM 3,5% MG

ACERO CINCADO
ZINC PLATED STEEL



d Ø mm.	Dimensiones Sizes	L mm.	Código Code	E mm.	€ 1000 PCS.	N	N	Painted: M.O.Q.	Lacado: cant. mínima
3,2	D= 6,0 mm. Ø 3,3 mm.	6	RL093206	2,0 - 3,5	980	760	1.000	10.000	30.000
		8	RL093208	3,5 - 5,0			1.000	10.000	30.000
		10	RL093210	5,0 - 7,0			1.000	10.000	30.000
		12	RL093212	7,0 - 9,0			1.000	10.000	30.000
		14	RL093214	9,0 - 11,0			1.000	10.000	30.000
		16	RL093216	11,0 - 13,0			1.000	10.000	30.000
4,0	D= 7,5 mm. Ø 4,1 mm.	6	RL093806	2,0 - 3,0	1600	1200	1.000	10.000	20.000
		8	RL093808	3,0 - 5,0			1.000	10.000	20.000
		10	RL093810	5,0 - 6,5			1.000	10.000	20.000
		12	RL093812	6,5 - 8,5			500	5.000	20.000
		14	RL093814	8,5 - 10,5			500	5.000	20.000
		16	RL093816	10,5 - 12,5			500	5.000	20.000
		20	RL093820	14,5 - 16,5			500	5.000	15.000
4,8	D= 9,0 mm. Ø 4,9 mm.	6	RL094806	2,0 - 2,5	2230	1690	500	5.000	15.000
		8	RL094808	2,5 - 4,0			500	5.000	15.000
		10	RL094810	4,0 - 6,0			500	5.000	15.000
		12	RL094812	6,0 - 8,0			500	5.000	15.000
		14	RL094814	8,0 - 10,0			500	5.000	15.000
		16	RL094816	10,0 - 12,0			500	5.000	10.000
		18	RL094818	12,0 - 14,0			500	5.000	10.000
		20	RL094820	14,0 - 16,0			500	5.000	10.000
		25	RL094825	18,0 - 20,0			250	2.500	10.000
		28	RL094828	20,0 - 23,0			250	2.500	10.000
		30	RL094830	20,0 - 25,0			250	2.500	10.000
35	RL094835	25,0 - 30,0	250	2.500	5.000				

Agregar a cada código la letra R+ Numero de RAL requerido: RL093206R9010.
Add to each code the letter R + Required RAL number: RL093206R9010.

Podemos producir remaches en cualquier color.
On request we can produce rivets in any colours.



CONSULTE STOCK

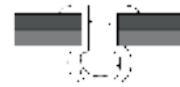
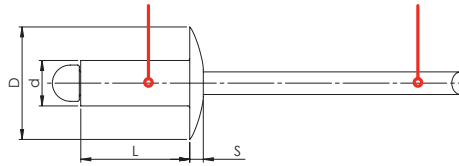


ALUMINIO 3,5% MG
ALUMINIUM 3,5% MG

ACERO CINCADO
ZINC PLATED STEEL



ALUMINIO 3,5% MG ACERO CINCADO
ALUMINIUM 3,5% MG ZINC PLATED STEEL

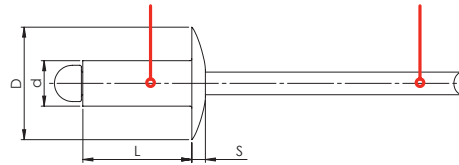


d Ø mm.	Dimensiones Sizes	L mm.	Código Code	mm.	€ 1000 PCS.	N	N		
3,2	D= 9,5 mm. S= 1,2 mm. Ø 3,3 mm.	6	0033206	1,5 - 3,5	980	760	500	5.000	
		8	0033208	3,5 - 5,0			500	5.000	
		10	0033210	5,0 - 7,0			500	5.000	
		12	0033212	7,0 - 9,0			500	5.000	
		14	0033214	9,0 - 11,0			500	5.000	
		16	0033216	11,0 - 13,0			500	5.000	
		18	0033218	13,0 - 15,0			500	5.000	
		20	0033220	13,0 - 17,0			500	5.000	
4,0	D= 12,0 mm. S= 1,5 mm. Ø 4,1 mm.	6	0033806	1,0 - 3,0	1600	1200	500	5.000	
		8	0033808	3,0 - 5,0			500	5.000	
		10	0033810	5,0 - 6,5			500	5.000	
		12	0033812	6,5 - 8,5			500	5.000	
		14	0033814	8,5 - 10,5			500	5.000	
		16	0033816	10,5 - 12,5			500	5.000	
		18	0033818	12,5 - 14,5			500	5.000	
		20	0033820	14,5 - 16,5			500	5.000	
4,8	D= 14,0 mm. S= 1,8 mm. Ø 4,9 mm.	24	0033824	18,5 - 22,0	2230	1690	250	2.500	
		30	0033830	21,0 - 25,0			250	2.500	
		8	0034808	3,0 - 4,0			250	2.500	
		10	0034810	4,0 - 6,0			250	2.500	
		12	0034812	6,0 - 8,0			250	2.500	
		14	0034814	8,0 - 10,0			250	2.500	
		16	0034816	10,0 - 12,0			250	2.500	
		18	0034818	12,0 - 14,0			250	2.500	
		20	0034820	13,0 - 15,0			250	2.500	
		22	0034822	15,0 - 17,0			250	2.500	
		24	0034824	17,0 - 19,0			250	2.500	
		26	0034826	18,0 - 20,0			250	2.500	
		28	0034828	20,0 - 23,0			250	2.500	
		30	0034830	23,0 - 25,0			200	2.000	
35	0034835	25,0 - 30,0	200	2.000					
40	0034840	30,0 - 35,0	150	1.500					
45	0034845	35,0 - 39,0	150	1.500					
50	0034850	39,0 - 44,0	100	1.000					



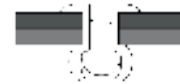
ALUMINIO 3,5% MG
ALUMINIUM 3,5% MG

ACERO CINCADO
ZINC PLATED STEEL



ALUMINIO 3,5% MG
ALUMINIUM 3,5% MG

ACERO CINCADO
ZINC PLATED STEEL



d Ø mm.	Dimensiones Sizes	L mm.	Código Code	E mm.	€ 1000 PCS.	N	N	Image 1	Image 2	
5,0	D= 14,0 mm. S= 1,8 mm. Ø 5,1 mm.	8	0035008	2,5 - 4,0	2500	2000	250	2.500		
		10	0035010	4,0 - 6,0			250	2.500		
		12	0035012	6,0 - 8,0			250	2.500		
		14	0035014	8,0 - 10,0			250	2.500		
		16	0035016	10,0 - 12,0			250	2.500		
		18	0035018	12,0 - 14,0			250	2.500		
		22	0035021	14,0 - 16,0			250	2.500		
		24	0035024	16,0 - 19,0			250	2.500		
		26	0035027	20,0 - 22,0			250	2.500		
		30	0035030	22,0 - 25,0			200	2.000		
		35	0035035	25,0 - 30,0			200	2.000		
		40	0035040	30,0 - 35,0			150	1.500		
		45	0035045	35,0 - 39,0			150	1.500		
50	0035050	39,0 - 44,0	100	1.000						
6,0	D= 18,0 mm. S= 2,1 mm. Ø 6,1 mm.	10	0035810	3,0 - 5,0	3900	3000	250	2.500		
		12	0035812	5,0 - 7,0			250	2.500		
		16	0035816	10,0 - 12,0			250	2.500		
		18	0035818	12,0 - 14,0			250	2.500		
		21	0035821	14,0 - 16,0			250	2.500		
		25	0035825	15,0 - 20,0			200	2.000		
		30	0035830	20,0 - 25,0			150	1.500		
6,4	D= 19,0 mm. S= 2,7 mm. Ø 6,5 mm.	12	0036412	3,0 - 6,0	4190	3120	150	1.500		
		16	0036416	6,0 - 10,0			150	1.500		
		20	0036420	10,0 - 14,0			150	1.500		
		25	0036425	14,0 - 18,0			150	1.500		
		30	0036430	18,0 - 23,0			150	1.500		



CONSULTE STOCK





ALUMINIO 3,5% MG
ALUMINIUM 3,5% MG

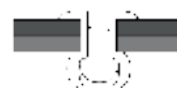
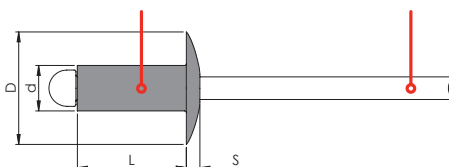


ACERO CINCO
ZINC PLATED STEEL



ALUMINIO 3,5% MG
ALUMINIUM 3,5% MG

ACERO CINCO
ZINC PLATED STEEL



d Ø mm.	Dimensiones Sizes	L mm.	Código Code	E mm.	€ 1000 PCS.	N	N	Video	Lacado: cant. mínima Painted: M.O.Q.
4,0	D= 12,0 mm. S= 1,5 mm. Ø 4,1 mm.	8	0043808	3,0 - 5,0	1600	1200	500	5.000	15.000
		10	0043810	5,0 - 6,5			500	5.000	15.000
		12	0043812	6,5 - 8,5			500	5.000	15.000
		14	0043814	8,5 - 10,5			500	5.000	10.000
		16	0043816	10,5 - 12,5			500	5.000	10.000
		18	0043818	12,5 - 14,5			500	5.000	10.000
		20	0043820	14,5 - 16,5			500	5.000	10.000
		25	0043825	16,5 - 21,0			250	2.500	10.000
4,8	D= 14,0 mm. S= 1,8 mm. Ø 4,9 mm.	8	0044808	3,0 - 4,0	2230	1690	500	5.000	10.000
		10	0044810	4,0 - 6,0			250	2.500	10.000
		12	0044812	6,0 - 8,0			250	2.500	10.000
		14	0044814	8,0 - 10,0			250	2.500	10.000
		16	0044816	10,0 - 12,0			250	2.500	7.000
		18	0044818	12,0 - 14,0			250	2.500	7.000
		20	0044820	13,0 - 15,0			250	2.500	7.000
		22	0044822	15,0 - 17,0			250	2.500	5.000
		24	0044824	17,0 - 19,0			250	2.500	5.000
		26	0044826	18,0 - 20,0			250	2.500	5.000
		28	0044828	20,0 - 23,0			250	2.500	5.000
		30	0044830	23,0 - 25,0			200	2.000	4.000
		35	0044835	25,0 - 30,0			150	1.500	4.000

Colores Estándar sin cantidad mínima / Standard Colours without M.O.Q.

Blanco Nieve / Snow White - Ral 9003.

Negro / Black - Ral 9005.

Agregar a cada código la letra R+ Numero de RAL requerido: 0043808R9010.

Add to each code the letter R + Required RAL number: 0043808R9010.

Podemos producir remaches en cualquier color.

On request we can produce rivets in any colours.



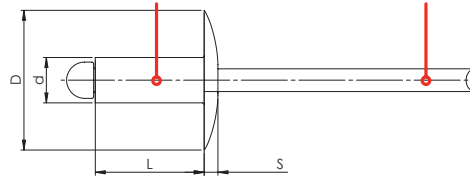
CONSULTE STOCK





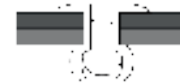
ALUMINIO 3,5% MG
ALUMINIUM 3,5% MG

ACERO CINCADO
ZINC PLATED STEEL



ALUMINIO 3,5% MG
ALUMINIUM 3,5% MG

ACERO CINCADO
ZINC PLATED STEEL



d Ø mm.	Dimensiones Sizes	L mm.	Código Code	E mm.	€ 1000 PCS.	N	N	Stock	
								Stock 1	Stock 2
4,8	D= 16,0 mm. S= 1,8 mm. Ø 4,9 mm.	8	0054808	2,5 - 4,0		2230	1690	250	2.500
		10	0054810	4,0 - 6,0				250	2.500
		12	0054812	6,0 - 8,0				250	2.500
		14	0054814	8,0 - 10,0				250	2.500
		16	0054816	10,0 - 12,0				250	2.500
		18	0054818	12,0 - 14,0				250	2.500
		20	0054820	13,0 - 15,0				250	2.500
		22	0054822	15,0 - 17,0				250	2.500
		24	0054824	17,0 - 19,0				250	2.500
		26	0054826	18,0 - 20,0				250	2.500
		28	0054828	20,0 - 23,0				200	2.000
		30	0054830	23,0 - 25,0				200	2.000
		35	0054835	25,0 - 30,0				200	2.000
		40	0054840	30,0 - 35,0				150	1.500
		45	0054845	35,0 - 39,0				150	1.500
50	0054850	39,0 - 44,0		100	1.000				
5,0	D= 16,0 mm. 1,8 mm. Ø 5,1 mm.	8	0055008	2,5 - 4,0		2500	2000	250	2.500
		10	0055010	4,0 - 6,0				250	2.500
		12	0055012	6,0 - 8,0				250	2.500
		14	0055014	8,0 - 10,0				250	2.500
		16	0055016	10,0 - 12,0				250	2.500
		18	0055018	12,0 - 14,0				250	2.500
		21	0055021	14,0 - 16,0				250	2.500
		24	0055024	16,0 - 19,0				250	2.500
		27	0055027	19,0 - 22,0				250	2.500
		30	0055030	22,0 - 25,0				200	2.000
		35	0055035	25,0 - 30,0				200	2.000
		40	0055040	30,0 - 35,0				150	1.500
		45	0055045	35,0 - 39,0				150	1.500
		50	0055050	39,0 - 44,0				100	1.000

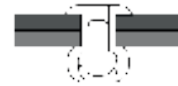
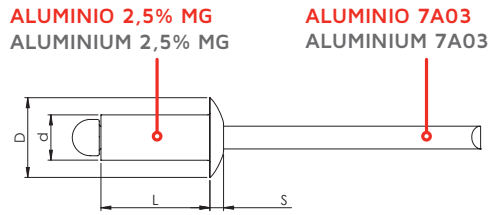


CONSULTE STOCK

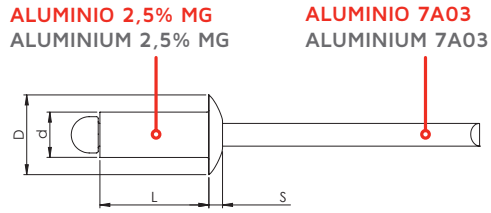


ALUMINIO 2,5% MG
ALUMINIUM 2,5% MG

ALUMINIO 7A03
ALUMINIUM 7A03



d Ø mm.	Dimensiones Sizes	L mm.	Código Code	mm.	€ 1000 PCS.	N	N	1000 PCS.	1000 PCS.
3,0	D= 6,5 mm. S= 1,0 mm. Ø 3,1 mm.	6	R0413006	1,5 - 3,5	550	400	1.000	10.000	
		8	R0413008	3,5 - 5,0			1.000	10.000	
		10	R0413010	5,0 - 7,0			1.000	10.000	
		12	R0413012	7,0 - 9,0			1.000	10.000	
3,2	D= 6,5 mm. S= 1,0 mm. Ø 3,3 mm.	6	R0413206	1,5 - 3,5	700	500	1.000	10.000	
		8	R0413208	3,5 - 5,0			1.000	10.000	
		10	R0413210	5,0 - 7,0			1.000	10.000	
		12	R0413212	7,0 - 9,0			1.000	10.000	
		14	R0413214	9,0 - 11,0			1.000	10.000	
		16	R0413216	11,0 - 13,0			1.000	10.000	
		18	R0413218	13,0 - 15,0			1.000	10.000	
		20	R0413220	15,0 - 17,0			500	5.000	
4,0	D= 8,0 mm. S= 1,2 mm. Ø 4,1 mm.	6	R0413806	1,0 - 3,0	1200	850	1.000	10.000	
		8	R0413808	3,0 - 5,0			1.000	10.000	
		10	R0413810	5,0 - 6,5			1.000	10.000	
		12	R0413812	6,5 - 8,5			500	5.000	
		14	R0413814	8,5 - 10,5			500	5.000	
		16	R0413816	10,5 - 12,5			500	5.000	
		18	R0413818	12,5 - 14,5			500	5.000	
		20	R0413820	14,5 - 16,5			500	5.000	
		25	R0413825	16,5 - 21,0			500	5.000	
4,8	D= 9,5 mm. S= 1,3 mm. Ø 4,9 mm.	8	R0414808	2,5 - 4,0	1700	1200	500	5.000	
		10	R0414810	4,0 - 6,0			500	5.000	
		12	R0414812	6,0 - 8,0			500	5.000	
		14	R0414814	8,0 - 10,0			500	5.000	
		16	R0414816	10,0 - 12,0			500	5.000	
		18	R0414818	12,0 - 14,0			500	5.000	
		20	R0414820	13,0 - 15,0			500	5.000	
		25	R0414825	15,0 - 20,0			250	2.500	
		30	R0414830	20,0 - 25,0			250	2.500	
		35	R0414835	25,0 - 30,0			250	2.500	



ALUMINIO 2,5% MG
ALUMINIUM 2,5% MG

ALUMINIO 7A03
ALUMINIUM 7A03



d Ø mm.	Dimensiones Sizes	L mm.	Código Code	E mm.	€ 1000 PCS.	N	N		
6,0	D= 12,5 mm. S= 2,5 mm. Ø 6,1 mm.	10	R0416010	3,0 - 5,0		3000	2100	250	2.500
		12	R0416012	5,0 - 7,0				250	2.500
		16	R0416016	7,0 - 11,0				250	2.500
		20	R0416020	11,0 - 15,0				250	2.500
6,4	D= 13,0 mm. S= 2,0 mm. Ø 6,5 mm.	12	R0416412	3,0 - 6,0		3150	2200	250	2.500
		14	R0416414	6,0 - 8,0				250	2.500
		16	R0416416	8,0 - 10,0				250	2.500



CONSULTE STOCK



ALUMINIO 2,5 MG
ALUMINIUM 2,5% MG

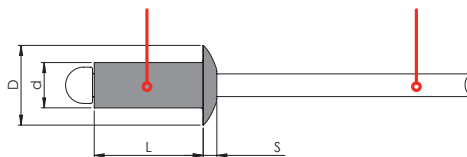


ALUMINIO 7A03
ALUMINIUM 7A03



ALUMINIO 2,5% MG
ALUMINIUM 2,5% MG

ALUMINIO 7A03
ALUMINIUM 7A03



d Ø mm.	Dimensiones Sizes	L mm.	Código Code	E mm.	€ 1000 PCS.	N	N	1000 PCS.	10000 PCS.	Lacado: cant. mínima Painted: M.O.Q.	
3,2	D= 6,5 mm. S= 1,0 mm. Ø 3,3 mm.	6	R0413206R	1,5 - 3,5		700	500		1.000	10.000	10.000
		8	R0413208R	3,5 - 5,0				1.000	10.000	10.000	
		10	R0413210R	5,0 - 7,0				1.000	10.000	10.000	
		12	R0413212R	7,0 - 9,0				1.000	10.000	10.000	
		14	R0413214R	9,0 - 11,0				1.000	10.000	10.000	
		16	R0413216R	11,0 - 13,0				1.000	10.000	10.000	
		18	R0413218R	13,0 - 15,0				1.000	10.000	10.000	
		20	R0413220R	15,0 - 17,0				500	5.000	10.000	
		25	R0413225R	17,0 - 22,0		500	5.000	10.000			
4,0	D= 8,0 mm. S= 1,2 mm. Ø 4,1 mm.	6	R0413806R	1,0 - 3,0		1200	850		1.000	10.000	10.000
		8	R0413808R	3,0 - 5,0				1.000	10.000	10.000	
		10	R0413810R	5,0 - 6,5				1.000	10.000	10.000	
		12	R0413812R	6,5 - 8,5				500	5.000	10.000	
		14	R0413814R	8,5 - 10,5				500	5.000	10.000	
		16	R0413816R	10,5 - 12,5				500	5.000	5.000	
		18	R0413818R	12,5 - 14,5				500	5.000	5.000	
		20	R0413820R	14,5 - 16,5				500	5.000	5.000	
		25	R0413825R	16,5 - 21,0		500	5.000	5.000			
4,8	D= 9,5 mm. S= 1,3 mm. Ø 4,9 mm.	8	R0414808R	2,5 - 4,0		1700	1200		500	5.000	5.000
		10	R0414810R	4,0 - 6,0				500	5.000	5.000	
		12	R0414812R	6,0 - 8,0				500	5.000	5.000	
		14	R0414814R	8,0 - 10,0				500	5.000	5.000	
		16	R0414816R	10,0 - 12,0				500	5.000	4.000	
		18	R0414818R	12,0 - 14,0				500	5.000	4.000	
		20	R0414820R	13,0 - 15,0				500	5.000	4.000	
		25	R0414825R	15,0 - 20,0				250	2.500	2.500	
		30	R0414830R	20,0 - 25,0				250	2.500	2.500	
		35	R0414835R	25,0 - 30,0				250	2.500	2.500	

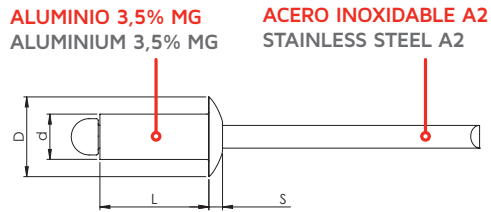
Agregar a cada código la letra R+ Numero de RAL requerido: R0413206RR9010.
Add to each code the letter R + Required RAL number: R0413206RR9010.

Podemos producir remaches en cualquier color.
On request we can produce rivets in any colours.



CONSULTE STOCK





ALUMINIO 3,5% MG
ALUMINIUM 3,5% MG

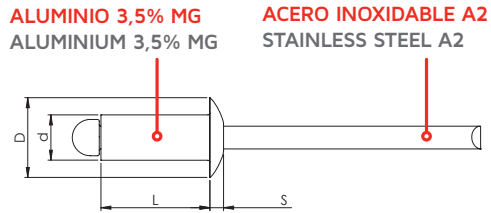
ACERO INOXIDABLE A2
STAINLESS STEEL A2



d Ø mm.	Dimensiones Sizes	L mm.	Código Code	mm.	€ 1000 PCS.	N	N	1000 PCS.	1000 PCS.
3,0	D= 6,3 mm. S= 1,0 mm. Ø 3,1 mm.	6	R0423006	1,5 - 3,5	800	500	1.000	10.000	
		8	R0423008	3,5 - 5,0			1.000	10.000	
		10	R0423010	5,0 - 7,0			1.000	10.000	
		12	R0423012	7,0 - 9,0			1.000	10.000	
		14	R0423014	9,0 - 11,0			1.000	10.000	
		16	R0423016	11,0 - 13,0			1.000	10.000	
		20	R0423020	13,0 - 17,0			1.000	10.000	
3,2	D= 6,3 mm. S= 1,0 mm. Ø 3,3 mm.	6	R0423206	1,5 - 3,5	980	760	1.000	10.000	
		8	R0423208	3,5 - 5,0			1.000	10.000	
		10	R0423210	5,0 - 7,0			1.000	10.000	
		12	R0423212	7,0 - 9,0			1.000	10.000	
		14	R0423214	9,0 - 11,0			1.000	10.000	
		20	R0423220	15,0 - 17,0			500	5.000	
4,0	D= 8,0 mm. S= 1,3 mm. Ø 4,1 mm.	6	R0423806	1,0 - 3,0	1600	1200	1.000	10.000	
		8	R0423808	3,0 - 5,0			1.000	10.000	
		10	R0423810	5,0 - 6,5			1.000	10.000	
		12	R0423812	6,5 - 8,5			500	5.000	
		14	R0423814	8,5 - 10,5			500	5.000	
		16	R0423816	10,5 - 12,5			500	5.000	
		18	R0423818	12,5 - 14,5			500	5.000	
		20	R0423820	14,5 - 16,5			500	5.000	
		40	R0423840	35,0 - 39,0			250	2.500	
4,8	D= 9,5 mm. S= 1,4 mm. Ø 4,9 mm.	6	R0424806	1,5 - 2,5	2230	1690	500	5.000	
		8	R0424808	2,5 - 4,0			500	5.000	
		10	R0424810	4,0 - 6,0			500	5.000	
		12	R0424812	6,0 - 8,0			500	5.000	
		14	R0424814	8,0 - 10,0			500	5.000	
		16	R0424816	10,0 - 12,0			500	5.000	
		18	R0424818	12,0 - 14,0			500	5.000	
		20	R0424820	13,0 - 15,0			500	5.000	
		25	R0424825	15,0 - 20,0			250	2.500	
		30	R0424830	20,0 - 25,0			250	2.500	
		35	R0424835	25,0 - 30,0			250	2.500	

ALUMINIO 3,5% MG
ALUMINIUM 3,5% MG

ACERO INOXIDABLE A2
STAINLESS STEEL A2



d Ø mm.	Dimensiones Sizes	L mm.	Código Code	E mm.	€ 1000 PCS.	N		N		
						1	2	1	2	
5,0	D= 9,5 mm. S= 1,4 mm. Ø 5,1 mm.	6	R0425006	1,5 - 2,5	2500	2000	500	5.000		
		8	R0425008	2,5 - 4,0			500	5.000		
		10	R0425010	4,0 - 6,0			500	5.000		
		12	R0425012	6,0 - 8,0			500	5.000		
		14	R0425014	8,0 - 10,0			500	5.000		
		16	R0425016	10,0 - 12,0			500	5.000		
		18	R0425018	12,0 - 14,0			500	5.000		
		20	R0425020	13,0 - 15,0			250	2.500		
		25	R0425025	15,0 - 20,0			250	2.500		
		30	R0425030	20,0 - 25,0			250	2.500		
		35	R0425035	25,0 - 30,0			250	2.500		
40	R0425040	35,0 - 39,0	250	2.500						
6,0	D= 12,0 mm. S= 1,9 mm. Ø 6,1 mm.	8	R0426008	2,0 - 3,0	3900	3000	250	2.500		
		10	R0426010	3,0 - 5,0			250	2.500		
		12	R0426012	5,0 - 7,0			250	2.500		
		14	R0426014	7,0 - 9,0			250	2.500		
		16	R0426016	9,0 - 11,0			250	2.500		
		20	R0426020	13,0 - 15,0			250	2.500		
		26	R0426026	16,0 - 20,0			200	2.000		
6,4	D= 13,0 mm. S= 2,5 mm. Ø 6,5 mm.	12	R0426412	3,0 - 6,0	4190	3120	250	2.500		
		16	R0426416	6,0 - 10,0			250	2.500		
		20	R0426420	10,0 - 14,0			200	2.000		
		25	R0426425	14,0 - 18,0			200	2.000		



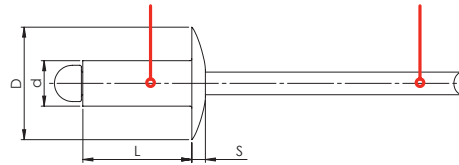
CONSULTE STOCK





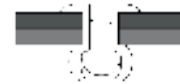
ALUMINIO 3,5% MG
ALUMINIUM 3,5% MG

ACERO INOXIDABLE A2
STAINLESS STEEL A2



ALUMINIO 3,5% MG
ALUMINIUM 3,5% MG

ACERO INOXIDABLE A2
STAINLESS STEEL A2



d Ø mm.	Dimensiones Sizes	L mm.	Código Code	mm.	€ 1000 PCS.	N	N		
4,8	D= 14,0 mm. S= 1,6 mm. Ø 4,9 mm.	8	R0434808	2,5 - 4,0		2230	1690	250	2.500
		10	R0434810	4,0 - 6,0				250	2.500
		12	R0434812	6,0 - 8,0				250	2.500
		14	R0434814	8,0 - 10,0				250	2.500
		16	R0434816	10,0 - 12,0				250	2.500
		18	R0434818	12,0 - 14,0				250	2.500
		20	R0434820	13,0 - 15,0				250	2.500
		22	R0434822	15,0 - 17,0				250	2.500
		25	R0434825	17,0 - 20,0				250	2.500
		28	R0434828	18,0 - 23,0				250	2.500
		30	R0434830	20,0 - 25,0				200	2.000
5,0	D= 14,0 mm. S= 1,6 mm. Ø 5,1 mm.	8	R0435008	2,5 - 4,0		2500	2000	250	2.500
		10	R0435010	4,0 - 6,0				250	2.500
		12	R0435012	6,0 - 8,0				250	2.500
		14	R0435014	8,0 - 10,0				250	2.500
		16	R0435016	10,0 - 12,0				250	2.500
		18	R0435018	12,0 - 14,0				250	2.500
		20	R0435020	13,0 - 15,0				250	2.500
		25	R0435025	17,0 - 20,0				250	2.500
		30	R0435030	20,0 - 25,0			200	2.000	



CONSULTE STOCK





ALUMINIO 3,5% MG
ALUMINIUM 3,5% MG

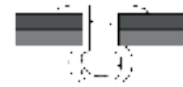
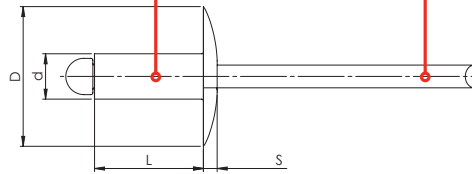


ACERO INOXIDABLE A2
STAINLESS STEEL A2



ALUMINIO 3,5% MG
ALUMINIUM 3,5% MG

ACERO INOXIDABLE A2
STAINLESS STEEL A2

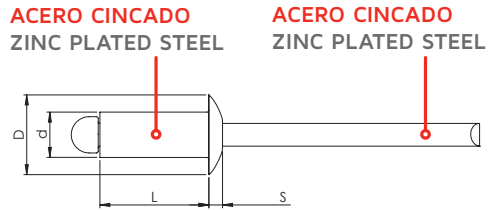


d Ø mm.	Dimensiones Sizes	L mm.	Código Code	E mm.	€ 1000 PCS.	N	N	Image 1	Image 2	
4,8	D= 16,0 mm. S= 1,8 mm. Ø 4,9 mm.	8	R0434908	2,5 - 4,0		2230	1690		250	2.500
		10	R0434910	4,0 - 6,0				250	2.500	
		12	R0434912	6,0 - 8,0				250	2.500	
		14	R0434914	8,0 - 10,0				250	2.500	
		16	R0434916	10,0 - 12,0				250	2.500	
		18	R0434918	12,0 - 14,0				250	2.500	
		20	R0434920	13,0 - 15,0				250	2.500	
		25	R0434925	17,0 - 20,0				250	2.500	
		30	R0434930	20,0 - 25,0				200	2.000	
5,0	D= 16,0 mm. S= 1,8 mm. Ø 5,1 mm.	10	R0435110	4,0 - 6,0		2500	2000		250	2.500
		12	R0435112	6,0 - 8,0				250	2.500	
		14	R0435114	8,0 - 10,0				250	2.500	
		16	R0435116	10,0 - 12,0				250	2.500	
		18	R0435118	12,0 - 14,0				250	2.500	
		20	R0435120	13,0 - 15,0				250	2.500	
		25	R0435125	17,0 - 20,0				250	2.500	
		30	R0435130	20,0 - 25,0				200	2.000	



CONSULTE STOCK





UNE-EN ISO 14589/15979



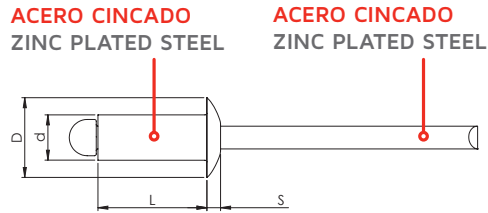
ACERO CINCADO
ZINC PLATED STEEL

ACERO CINCADO
ZINC PLATED STEEL

d Ø mm.	Dimensiones Sizes	L mm.	Código Code	E mm.	€ 1000 PCS.	N		N	N	
						N	N			
2,4	D= 5,0 mm. S= 0,8 mm. Ø 2,5 mm.	6	R0102406	0,5 - 3,0	700	650			1.000	10.000
		8	R0102408	3,0 - 5,5					1.000	10.000
		12	R0102412	5,5 - 9,5					1.000	10.000
3,0	D= 6,3 mm. S= 1,0 mm. Ø 3,1 mm.	5	R0103005	0,5 - 1,5	1100	950			1.000	10.000
		6	R0103006	1,5 - 3,0					1.000	10.000
		8	R0103008	3,0 - 5,0					1.000	10.000
		10	R0103010	5,0 - 6,5					1.000	10.000
		12	R0103012	6,5 - 8,0					1.000	10.000
		14	R0103014	8,0 - 10,0					1.000	10.000
		16	R0103016	10,0 - 12,0					1.000	10.000
		18	R0103018	12,0 - 14,0					1.000	10.000
20	R0103020	14,0 - 16,0	500	5.000						
3,2	D= 6,3 mm. S= 1,0 mm. Ø 3,3 mm.	6	R0103206	0,5 - 3,0	1200	1100			1.000	10.000
		8	R0103208	3,0 - 5,0					1.000	10.000
		10	R0103210	5,0 - 6,5					1.000	10.000
		12	R0103212	6,5 - 8,0					1.000	10.000
		14	R0103214	8,0 - 10,0					1.000	10.000
		16	R0103216	10,0 - 12,0					1.000	10.000
		18	R0103218	12,0 - 14,0					1.000	10.000
		20	R0103220	14,0 - 16,0					500	5.000
4,0	D= 8,0 mm. S= 1,3 mm. Ø 4,1 mm.	6	R0103806	2,0 - 3,0	2200	1700			1.000	10.000
		8	R0103808	3,0 - 5,0					1.000	10.000
		10	R0103810	5,0 - 6,5					1.000	10.000
		12	R0103812	6,5 - 8,0					500	5.000
		14	R0103814	8,0 - 10,0					500	5.000
		16	R0103816	10,0 - 12,0					500	5.000
		18	R0103818	12,0 - 14,0					500	5.000
		20	R0103820	14,0 - 16,0					500	5.000
		25	R0103825	16,0 - 20,0					500	5.000
		30	R0103830	20,0 - 25,0					500	5.000

ACERO CINCADO
ZINC PLATED STEEL

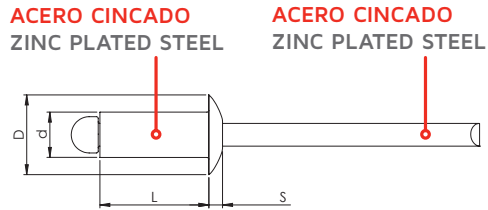
ACERO CINCADO
ZINC PLATED STEEL



UNE-EN ISO 14589/15979



d Ø mm.	Dimensiones Sizes	L mm.	Código Code	mm.	€ 1000 PCS.	N	N		
4,8	D= 9,5 mm. S= 1,4 mm. Ø 4,9 mm.	6	R0104806	1,0 - 2,5		3100	2900	500	5.000
		8	R0104808	2,5 - 4,0				500	5.000
		10	R0104810	4,0 - 6,0				500	5.000
		12	R0104812	6,0 - 8,0				500	5.000
		14	R0104814	8,0 - 10,0				500	5.000
		16	R0104816	9,0 - 11,0				500	5.000
		18	R0104818	11,0 - 13,0				500	5.000
		20	R0104820	13,0 - 15,0				400	4.000
		22	R0104822	15,0 - 17,0				400	4.000
		25	R0104825	17,0 - 20,0				250	2.500
		30	R0104830	20,0 - 25,0				250	2.500
		35	R0104835	25,0 - 29,0				250	2.500
5,0	D= 9,5 mm. S= 1,4 mm. Ø 5,1 mm.	40	R0104840	29,0 - 34,0				250	2.500
		6	R0105006	1,0 - 2,5		4000	3100	500	5.000
		8	R0105008	2,5 - 4,0				500	5.000
		10	R0105010	4,0 - 6,0				500	5.000
		12	R0105012	6,0 - 8,0				500	5.000
		14	R0105014	8,0 - 10,0				500	5.000
		16	R0105016	9,0 - 11,0				500	5.000
		18	R0105018	11,0 - 13,0				500	5.000
		20	R0105020	13,0 - 15,0				500	5.000
		22	R0105022	15,0 - 17,0				250	2.500
		25	R0105025	17,0 - 20,0				250	2.500
		30	R0105030	20,0 - 25,0				250	2.500
35	R0105035	25,0 - 29,0		250	2.500				
40	R0105040	29,0 - 34,0		250	2.500				



UNE-EN ISO 14589/15979



ACERO CINCADO
ZINC PLATED STEEL

ACERO CINCADO
ZINC PLATED STEEL

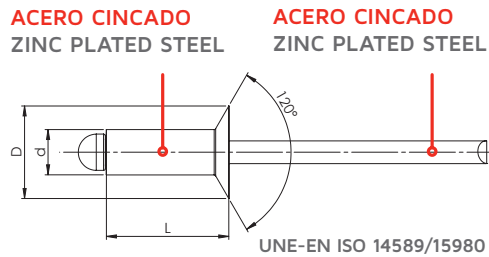
d Ø mm.	Dimensiones Sizes	L mm.	Código Code	mm.	€ 1000 PCS.	N		N	
6,0	D= 12.0 mm. S= 1,9 mm. Ø 6,1 mm.	10	R0105810	3,0 - 4,0	4800	4300	250	2.500	
		12	R0105812	4,0 - 6,0			250	2.500	
		15	R0105815	6,0 - 10,0			250	2.500	
		20	R0105820	10,0 - 14,0			250	2.500	
		22	R0105822	12,5 - 16,5			250	2.500	
		25	R0105825	14,0 - 19,0			250	2.500	
		30	R0105830	19,0 - 24,0			250	2.500	
6,4	D= 13.0 mm. S= 2,2 mm. Ø 6,5 mm.	8	R0106408	1,0 - 2,0	5700	4900	250	2.500	
		10	R0106410	3,0 - 4,0			250	2.500	
		12	R0106412	4,0 - 6,0			250	2.500	
		15	R0106415	6,0 - 9,0			250	2.500	
		18	R0106418	9,0 - 11,0			250	2.500	
		20	R0106420	11,0 - 13,0			250	2.500	
		22	R0106422	12,0 - 16,0			200	2.000	
		25	R0106425	13,0 - 18,0			200	2.000	
		30	R0106430	18,0 - 23,0			200	2.000	
		35	R0106435	23,0 - 28,0			100	1.000	
		40	R0106440	28,0 - 33,0			100	1.000	



CONSULTE STOCK

ACERO CINCADO
ZINC PLATED STEEL

ACERO CINCADO
ZINC PLATED STEEL



d Ø mm.	Dimensiones Sizes	L mm.	Código Code	mm.	€ 1000 PCS.	N	N	1000 PCS.	1000 PCS.
3,0	D= 6,0 mm. Ø 3,1 mm.	6	R0123006	1,5 - 3,0	1100	950	1.000	10.000	
		8	R0123008	3,0 - 5,0			1.000	10.000	
		10	R0123010	5,0 - 6,5			1.000	10.000	
		12	R0123012	6,5 - 8,0			1.000	10.000	
3,2	D= 6,0 mm. Ø 3,3 mm.	6	R0123206	1,5 - 3,0	1200	1100	1.000	10.000	
		8	R0123208	3,0 - 5,0			1.000	10.000	
		10	R0123210	5,0 - 6,5			1.000	10.000	
		12	R0123212	6,5 - 8,0			1.000	10.000	
		14	R0123214	8,0 - 10,0			1.000	10.000	
4,0	D= 7,5 mm. Ø 4,1 mm.	6	R0123806	2,0 - 3,0	2200	1700	1.000	10.000	
		8	R0123808	3,0 - 5,0			1.000	10.000	
		10	R0123810	5,0 - 6,5			1.000	10.000	
		12	R0123812	6,5 - 8,0			500	5.000	
		14	R0123814	8,0 - 10,0			500	5.000	
		16	R0123816	10,0 - 12,0			500	5.000	
		18	R0123818	12,0 - 14,0			500	5.000	
20	R0123820	14,0 - 16,0	500	5.000					
4,8	D= 9,0 mm. Ø 4,9 mm.	8	R0124808	2,5 - 4,0	3100	2900	500	5.000	
		10	R0124810	4,0 - 6,0			500	5.000	
		12	R0124812	6,0 - 8,0			500	5.000	
		14	R0124814	8,0 - 10,0			500	5.000	
		16	R0124816	9,0 - 11,0			500	5.000	
		18	R0124818	11,0 - 13,0			500	5.000	
		20	R0124820	13,0 - 15,0			500	5.000	
22	R0124822	15,0 - 17,0	250	2.500					



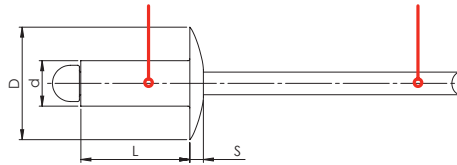
CONSULTE STOCK





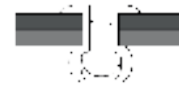
ACERO CINCADO
ZINC PLATED STEEL

ACERO CINCADO
ZINC PLATED STEEL



ACERO CINCADO
ZINC PLATED STEEL

ACERO CINCADO
ZINC PLATED STEEL



d Ø mm.	Dimensiones Sizes	L mm.	Código Code	mm.	€ 1000 PCS.	N	N		
3,2	D= 9,5 mm. S= 1,2 mm. Ø 3,3 mm.	6	R0113206	1,5 - 3,0		1200	1100	500	5.000
		8	R0113208	3,0 - 5,0				500	5.000
		10	R0113210	5,0 - 6,5				500	5.000
		12	R0113212	6,5 - 8,0				500	5.000
		14	R0113214	8,0 - 10,0				500	5.000
4,0	D= 12,0 mm. S= 1,5 mm. Ø 4,1 mm.	6	R0113806	1,5 - 2,5		2200	1700	500	5.000
		8	R0113808	2,5 - 4,5				500	5.000
		10	R0113810	4,5 - 6,5				500	5.000
		12	R0113812	6,5 - 8,5				500	5.000
		14	R0113814	8,5 - 10,5				500	5.000
		16	R0113816	10,5 - 12,5				500	5.000
		18	R0113818	12,5 - 14,0				500	5.000
20	R0113820	14,0 - 16,0	500	5.000					
4,8	D= 14,0 mm. S= 1,6 mm. Ø 4,9 mm.	8	R0114808	2,5 - 4,0		3100	2900	250	2.500
		10	R0114810	4,0 - 6,0				250	2.500
		12	R0114812	6,0 - 8,0				250	2.500
		14	R0114814	8,0 - 10,0				250	2.500
		16	R0114816	9,0 - 11,0				250	2.500
		18	R0114818	11,0 - 13,0				250	2.500
		20	R0114820	13,0 - 15,0				250	2.500
		22	R0114822	15,0 - 17,0				250	2.500
		25	R0114825	17,0 - 20,0				250	2.500
		30	R0114830	20,0 - 25,0				250	2.500

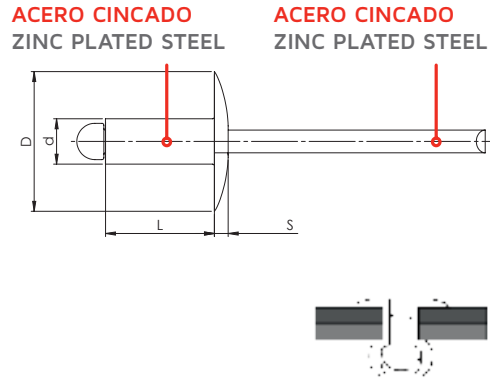


CONSULTE STOCK



ACERO CINCADO
ZINC PLATED STEEL

ACERO CINCADO
ZINC PLATED STEEL



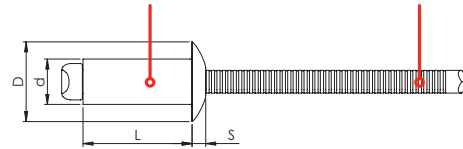
d Ø mm.	Dimensiones Sizes	L mm.	Código Code	mm.	€ 1000 PCS.	N	N		
4,8	D= 16,0 mm. S= 1,8 mm. Ø 4,9 mm.	8	R0114908	2,5 - 4,0		3100	2900	250	2.500
		10	R0114910	4,0 - 6,0				250	2.500
		12	R0114912	6,0 - 8,0				250	2.500
		14	R0114914	8,0 - 10,0				250	2.500
		16	R0114916	9,0 - 11,0				250	2.500
		18	R0114918	11,0 - 13,0				250	2.500
		20	R0114920	13,0 - 15,0				250	2.500
		22	R0114922	15,0 - 17,0				250	2.500
		25	R0114925	17,0 - 20,0				250	2.500
		30	R0114930	20,0 - 25,0				200	2.000



CONSULTE STOCK



ACERO INOXIDABLE A2
STAINLESS STEEL A2



UNE-EN ISO 14589/15983

ACERO INOXIDABLE A2
STAINLESS STEEL A2

ACERO INOXIDABLE A2
STAINLESS STEEL A2



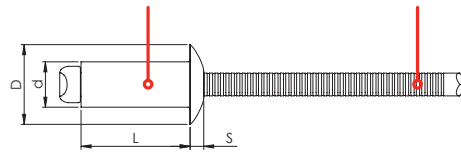
d Ø mm.	Dimensiones Sizes	L mm.	Código Code	E mm.	€ 1000 PCS.	N	N		
2,4	D= 5,0 mm. S= 0,8 mm. Ø 2,5 mm.	6	R0132406	1,0 - 3,5	1200	1100	1.000	10.000	
		8	R0132408	3,0 - 5,5			1.000	10.000	
		10	R0132410	5,5 - 7,0			1.000	10.000	
		12	R0132412	7,0 - 9,0			1.000	10.000	
3,0	D= 6,3 mm. S= 1,0 mm. Ø 3,1 mm.	6	R0133006	1,0 - 3,0	2200	1800	1.000	10.000	
		8	R0133008	3,0 - 5,0			1.000	10.000	
		10	R0133010	5,0 - 6,5			1.000	10.000	
		12	R0133012	6,5 - 8,5			1.000	10.000	
		14	R0133014	8,5 - 10,5			1.000	10.000	
3,2	D= 6,3 mm. S= 1,0 mm. Ø 3,3 mm.	6	R0133206	1,0 - 3,0	2500	1900	1.000	10.000	
		8	R0133208	3,0 - 5,0			1.000	10.000	
		10	R0133210	5,0 - 6,5			1.000	10.000	
		12	R0133212	6,5 - 8,5			1.000	10.000	
		14	R0133214	8,5 - 10,5			1.000	10.000	
		16	R0133216	10,5 - 12,5			1.000	10.000	
4,0	D= 8,0 mm. S= 1,3 mm. Ø 4,1 mm.	6	R0133806	1,0 - 2,5	3500	2700	1.000	10.000	
		8	R0133808	2,5 - 4,5			1.000	10.000	
		10	R0133810	4,5 - 6,5			1.000	10.000	
		12	R0133812	6,5 - 8,5			500	5.000	
		14	R0133814	8,5 - 10,0			500	5.000	
		16	R0133816	10,0 - 12,0			500	5.000	
		18	R0133818	12,0 - 14,0			500	5.000	
		20	R0133820	14,0 - 16,0			500	5.000	
		25	R0133825	16,0 - 21,0			500	5.000	
		30	R0133830	21,0 - 25,0			250	2.500	

ACERO INOXIDABLE A2
STAINLESS STEEL A2

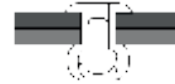
ACERO INOXIDABLE A2
STAINLESS STEEL A2



ACERO INOXIDABLE A2 STAINLESS STEEL A2 ACERO INOXIDABLE A2 STAINLESS STEEL A2



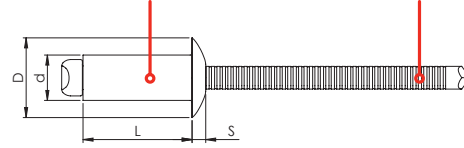
UNE-EN ISO 14589/15983



d Ø mm.	Dimensiones Sizes	L mm.	Código Code	E mm.	€ 1000 PCS.	N	N	500	5.000
4,8	D= 9,5 mm. S= 1,4 mm. Ø 4,9 mm.	8	R0134808	2,0 - 4,0	5000	4000		500	5.000
		10	R0134810	4,0 - 6,0				500	5.000
		12	R0134812	6,0 - 8,0				500	5.000
		14	R0134814	8,0 - 10,0				500	5.000
		16	R0134816	9,0 - 11,0				500	5.000
		18	R0134818	11,0 - 13,0				500	5.000
		20	R0134820	13,0 - 15,0				500	5.000
		22	R0134822	15,0 - 17,0				250	2.500
		25	R0134825	15,0 - 19,0				250	2.500
		27	R0134827	18,0 - 22,0				250	2.500
		30	R0134830	19,0 - 24,0				250	2.500
		35	R0134835	24,0 - 29,0				250	2.500
5,0	D= 9,5 mm. S= 1,4 mm. Ø 5,1 mm.	8	R0135008	2,0 - 4,0	5800	4700		500	5.000
		10	R0135010	4,0 - 6,0				500	5.000
		12	R0135012	6,0 - 8,0				500	5.000
		14	R0135014	8,0 - 10,0				500	5.000
		16	R0135016	9,0 - 11,0				500	5.000
		18	R0135018	11,0 - 13,0				500	5.000
		20	R0135020	13,0 - 15,0				500	5.000
		25	R0135025	15,0 - 19,0				250	2.500
		30	R0135030	19,0 - 24,0				250	2.500
		35	R0135035	24,0 - 29,0				250	2.500
		40	R0135040	29,0 - 34,0				250	2.500



ACERO INOXIDABLE A2
STAINLESS STEEL A2



UNE-EN ISO 14589/15983



ACERO INOXIDABLE A2
STAINLESS STEEL A2

ACERO INOXIDABLE A2
STAINLESS STEEL A2

d Ø mm.	Dimensiones Sizes	L mm.	Código Code	mm.	€ 1000 PCS.	N	N	250	2.500
6,0	D= 12,0 mm. S= 2,0 mm. Ø 6,1 mm.	10	R0136010	2,0 - 4,5	8830	6500	250	2.500	
		12	R0136012	4,5 - 6,0			250	2.500	
		15	R0136015	6,0 - 9,0			250	2.500	
		18	R0136018	10,0 - 12,0			250	2.500	
		20	R0136020	12,0 - 14,0			250	2.500	
		22	R0136022	14,0 - 16,0			250	2.500	
		25	R0136025	16,0 - 19,0			250	2.500	
6,4	D= 13,0 mm. S= 2,2 mm. Ø 6,5 mm.	10	R0136410	2,0 - 4,5	9300	7500	250	2.500	
		12	R0136412	4,5 - 6,0			250	2.500	
		14	R0136414	6,0 - 8,0			250	2.500	
		16	R0136416	8,0 - 10,0			250	2.500	
		18	R0136418	10,0 - 12,0			250	2.500	
		20	R0136420	12,0 - 14,0			250	2.500	
		25	R0136425	14,0 - 18,0			250	2.500	
		30	R0136430	18,0 - 23,0			200	2.000	
		35	R0136435	23,0 - 28,0			100	1.000	



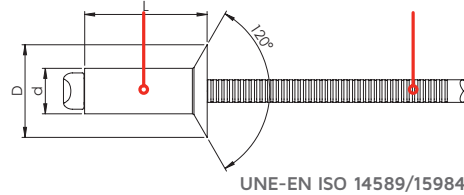
CONSULTE STOCK

ACERO INOXIDABLE A2
STAINLESS STEEL A2

ACERO INOXIDABLE A2
STAINLESS STEEL A2



ACERO INOXIDABLE A2 STAINLESS STEEL A2 ACERO INOXIDABLE A2 STAINLESS STEEL A2



UNE-EN ISO 14589/15984



d Ø mm.	Dimensiones Sizes	L mm.	Código Code	mm.	€ 1000 PCS.	N	N	1000 PCS.	1000 PCS.
3,0	D= 6,0 mm. Ø 3,1 mm.	6	R0153006	1,5 - 3,0	2200	1800		1.000	10.000
		8	R0153008	3,0 - 5,0				1.000	10.000
		10	R0153010	5,0 - 6,5				1.000	10.000
		12	R0153012	6,5 - 8,5				1.000	10.000
3,2	D= 6,0 mm. Ø 3,3 mm.	6	R0153206	1,0 - 3,0	2500	1900		1.000	10.000
		8	R0153208	3,0 - 5,0				1.000	10.000
		10	R0153210	5,0 - 6,5				1.000	10.000
		12	R0153212	6,5 - 8,5				1.000	10.000
4,0	D= 7,5 mm. Ø 4,1 mm.	6	R0153806	1,0 - 2,5	3500	2700		1.000	10.000
		8	R0153808	2,5 - 4,5				1.000	10.000
		10	R0153810	4,5 - 6,5				1.000	10.000
		12	R0153812	6,5 - 8,5				500	5.000
		14	R0153814	8,5 - 10,5				500	5.000
		16	R0153816	10,0 - 12,0				500	5.000
		18	R0153818	12,0 - 14,0				500	5.000
4,8	D= 9,0 mm. Ø 4,9 mm.	8	R0154808	2,5 - 4,0	5000	4000		500	5.000
		10	R0154810	4,0 - 6,0				500	5.000
		12	R0154812	6,0 - 8,0				500	5.000
		14	R0154814	8,0 - 10,0				500	5.000
		16	R0154816	9,0 - 11,0				500	5.000
		18	R0154818	11,0 - 13,0				500	5.000
		21	R0154821	13,0 - 15,0				500	5.000
25	R0154825	16,0 - 19,0	250	2.500					

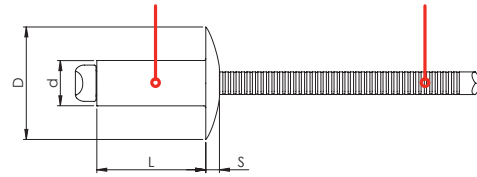


CONSULTE STOCK



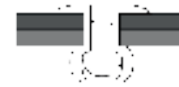


ACERO INOXIDABLE A2 STAINLESS STEEL A2



ACERO INOXIDABLE A2 STAINLESS STEEL A2

ACERO INOXIDABLE A2 STAINLESS STEEL A2



d Ø mm.	Dimensiones Sizes	L mm.	Código Code	E mm.	€ 1000 PCS.	N	N	Image 1	Image 2
3,2	D= 9,5 mm. S= 1,2 mm. Ø 3,3 mm.	4	R0143204	0,5 - 1,0	2500	1900	500	5.000	
		6	R0143206	1,0 - 3,0			500	5.000	
		8	R0143208	3,0 - 5,0			500	5.000	
		10	R0143210	5,0 - 6,5			500	5.000	
		12	R0143212	6,5 - 8,5			500	5.000	
		14	R0143214	8,5 - 10,5			500	5.000	
		16	R0143216	10,5 - 12,5			500	5.000	
4,0	D= 12,0 mm. S= 1,6 mm. Ø 4,1 mm.	6	R0143806	1,0 - 2,5	3500	2700	500	5.000	
		8	R0143808	2,5 - 4,5			500	5.000	
		10	R0143810	4,5 - 6,5			500	5.000	
		12	R0143812	6,5 - 8,5			500	5.000	
		14	R0143814	8,5 - 10,0			500	5.000	
		16	R0143816	10,0 - 12,0			500	5.000	
		20	R0143820	14,0 - 16,0			500	5.000	
4,8	D= 14,0 mm. S= 1,8 mm. Ø 4,9 mm.	8	R0144808	2,0 - 4,0	5000	4000	250	2.500	
		10	R0144810	4,0 - 6,0			250	2.500	
		12	R0144812	6,0 - 8,0			250	2.500	
		14	R0144814	8,0 - 10,0			250	2.500	
		16	R0144816	9,0 - 11,0			250	2.500	
		18	R0144818	11,0 - 13,0			250	2.500	
		20	R0144820	13,0 - 15,0			250	2.500	
		25	R0144825	15,0 - 19,0			250	2.500	



CONSULTE STOCK





ACERO INOXIDABLE A2
STAINLESS STEEL A2

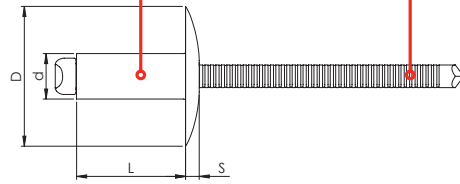


ACERO INOXIDABLE A2
STAINLESS STEEL A2



ACERO INOXIDABLE A2
STAINLESS STEEL A2

ACERO INOXIDABLE A2
STAINLESS STEEL A2



d Ø mm.	Dimensiones Sizes	L mm.	Código Code	mm.	€ 1000 PCS.				
4,8	D= 16,0 mm. S= 2,0 mm. Ø 4,9 mm.	8	R01450080	2,0 - 4,0		5000	4000	250	2.500
		10,5	R01450105	4,5 - 6,5				250	2.500
		13,5	R01450135	7,5 - 9,5				250	2.500
		17,2	R01450172	9,0 - 12,0				250	2.500
		20,5	R01450205	13,5 - 15,5				250	2.500
		23,5	R01450235	15,5 - 18,5				250	2.500

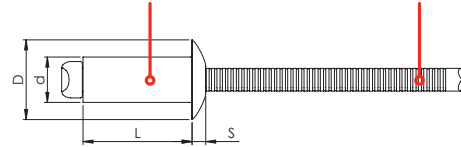


CONSULTE STOCK





ACERO INOXIDABLE A4 STAINLESS STEEL A4 ACERO INOXIDABLE A4 STAINLESS STEEL A4



ACERO INOXIDABLE A4
STAINLESS STEEL A4

ACERO INOXIDABLE A4
STAINLESS STEEL A4



d Ø mm.	Dimensiones Sizes	L mm.	Código Code	mm.	€ 1000 PCS.	N	N	1000	10000
3,0	D= 6,3 mm. S= 1,0 mm. Ø 3,1 mm.	6	R0163006	1,0 - 3,0	2200	1800	1.000	10.000	
		8	R0163008	3,0 - 5,0			1.000	10.000	
		10	R0163010	5,0 - 6,5			1.000	10.000	
3,2	D= 6,3 mm. S= 1,0 mm. Ø 3,3 mm.	6	R0163206	1,0 - 3,0	2500	1900	1.000	10.000	
		8	R0163208	3,0 - 5,0			1.000	10.000	
		10	R0163210	5,0 - 6,5			1.000	10.000	
		12	R0163212	6,5 - 8,5			1.000	10.000	
4,0	D= 8,0 mm. S= 1,3 mm. Ø 4,1 mm.	6	R0163806	1,0 - 3,0	3500	2700	1.000	10.000	
		8	R0163808	2,5 - 4,5			1.000	10.000	
		10	R0163810	4,5 - 6,5			1.000	10.000	
		13	R0163813	6,5 - 9,5			500	5.000	
		16	R0163816	9,5 - 12,0			500	5.000	
4,8	D= 9,5 mm. S= 1,4 mm. Ø 4,9 mm.	8	R0164808	2,0 - 4,0	5000	4000	500	5.000	
		10	R0164810	4,0 - 6,0			500	5.000	
		12	R0164812	6,0 - 8,0			500	5.000	
		14	R0164814	8,0 - 10,0			500	5.000	
		16	R0164816	9,0 - 11,0			500	5.000	
		18	R0164818	11,0 - 13,0			500	5.000	
		20	R0164820	13,0 - 15,0			500	5.000	

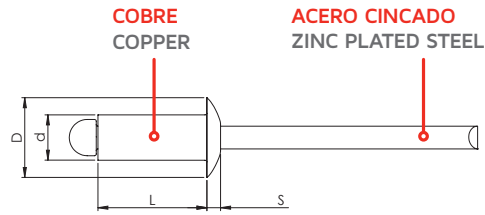


CONSULTE STOCK

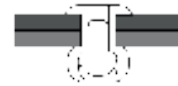


COBRE
COPPER

ACERO CINCATO
ZINC PLATED STEEL



UNE-EN ISO 14589/16582

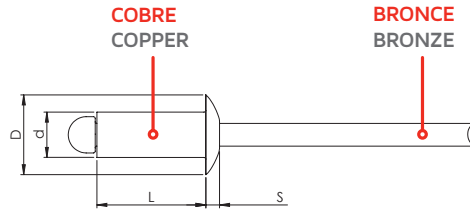


d Ø mm.	Dimensiones Sizes	L mm.	Código Code	mm.	€ 1000 PCS.	N	N	1000 PCS.	10000 PCS.
3,0	D= 6,3 mm. S= 1,0 mm. Ø 3,1 mm.	5	R0173005	0,5 - 2,0	950	760	1.000	10.000	
		6	R0173006	1,0 - 3,0			1.000	10.000	
		8	R0173008	3,0 - 5,0			1.000	10.000	
		10	R0173010	5,0 - 7,0			1.000	10.000	
		12	R0173012	7,0 - 9,0			1.000	10.000	
3,2	D= 6,3 mm. S= 1,0 mm. Ø 3,3 mm.	6	R0173206	1,0 - 3,0	1000	800	1.000	10.000	
		8	R0173208	3,0 - 5,0			1.000	10.000	
		10	R0173210	5,0 - 7,0			1.000	10.000	
		12	R0173212	7,0 - 9,0			1.000	10.000	
4,0	D= 8,0 mm. S= 1,3 mm. Ø 4,1 mm.	6	R0173806	1,0 - 2,5	1800	1500	1.000	10.000	
		8	R0173808	2,5 - 4,5			1.000	10.000	
		10	R0173810	4,5 - 6,5			1.000	10.000	
		12	R0173812	6,5 - 8,5			500	5.000	
		14	R0173814	8,5 - 10,0			500	5.000	
		16	R0173816	10,0 - 12,0			500	5.000	
4,8	D= 9,5 mm. S= 1,4 mm. Ø 4,9 mm.	8	R0174808	2,5 - 4,0	2500	2000	500	5.000	
		10	R0174810	4,0 - 6,0			500	5.000	
		12	R0174812	6,0 - 8,0			500	5.000	
		14	R0174814	8,0 - 10,0			500	5.000	
		16	R0174816	10,0 - 12,0			500	5.000	
		18	R0174818	12,0 - 14,0			500	5.000	
		20	R0174820	13,0 - 15,0			500	5.000	

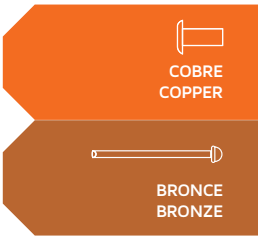


CONSULTE STOCK





UNE-EN ISO 14589/16582




d Ø mm.	Dimensiones Sizes	L mm.	Código Code	mm.	€ 1000 PCS.	N	N	1000 PCS.	1000 PCS.
3,0	D= 6,3 mm. S= 1,0 mm. Ø 3,1 mm.	5	R0183005	0,5 - 2,0	950	760	1.000	10.000	
		6	R0183006	2,0 - 3,0			1.000	10.000	
		8	R0183008	3,0 - 5,0			1.000	10.000	
		10	R0183010	5,0 - 7,0			1.000	10.000	
		12	R0183012	7,0 - 9,0			1.000	10.000	
3,2	D= 6,3 mm. S= 1,0 mm. Ø 3,3 mm.	5	R0183205	0,5 - 2,0	1000	800	1.000	10.000	
		6	R0183206	2,0 - 3,0			1.000	10.000	
		7	R0183207	2,5 - 4,0			1.000	10.000	
		8	R0183208	3,0 - 5,0			1.000	10.000	
		9	R0183209	4,0 - 6,0			1.000	10.000	
		10	R0183210	5,0 - 7,0			1.000	10.000	
		12	R0183212	7,0 - 9,0			1.000	10.000	
4,0	D= 8,0 mm. S= 1,3 mm. Ø 4,1 mm.	6	R0183806	1,0 - 2,5	1800	1500	1.000	10.000	
		8	R0183808	2,5 - 4,5			1.000	10.000	
		10	R0183810	4,5 - 6,5			1.000	10.000	
		12	R0183812	6,5 - 8,5			500	5.000	
		14	R0183814	8,5 - 10,0			500	5.000	
		16	R0183816	10,0 - 12,0			500	5.000	
		18	R0183818	12,0 - 14,0			500	5.000	
4,8	D= 9,5 mm. S= 1,4 mm. Ø 4,9 mm.	8	R0184808	2,5 - 4,0	2500	2000	500	5.000	
		10	R0184810	4,0 - 6,0			500	5.000	
		12	R0184812	6,0 - 8,0			500	5.000	
		14	R0184814	8,0 - 10,0			500	5.000	
		16	R0184816	10,0 - 12,0			500	5.000	
		18	R0184818	12,0 - 14,0			500	5.000	
		20	R0184820	13,0 - 15,0			500	5.000	



CONSULTE STOCK



Handwriting practice area with horizontal dotted lines.



Descripción:

Su capacidad de remachar una amplia gama de espesores, lo hacen perfecto por ser un sistema de fijación versátil. La amplitud del cuerpo y deformación en el remachado, permite también asegurar una agarre óptimo si los agujeros son desiguales. Está disponible en una amplia gama de materiales y tipos de cabeza.

Description:

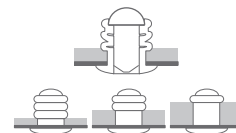
Their wide grip range makes them a perfect versatile fastening system; large counterhead allows the use even in irregular holes and the fastening of non metallic material; they are supplied in many alloys and head styles.



Tipo de contra - cabeza:

Counterhead type:

Contra - cabeza multigrip.
Multigrip counterhead.



Estanqueidad entre el cuerpo y el vástago.
Water tightness between body and mandrel.

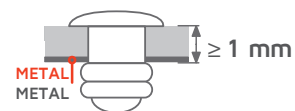
NO

Condiciones de aplicación estándar:

Standard application:

Espesores desde al menos ≥ 1 mm.
Total thickness ≥ 1 mm.

Metal con metal/plásticos con metal.
(No combinaciones de elementos blandos).
Metal sheets (no woods, plastics, soft materials).



Láminas sólidas y planas.
Solid and plain sheets.



Agujero liso (sin rebabas) con suficiente espacio para el cuerpo y la cabeza del clavo.
Regular hole (no burrs) and enough free space for body head and rivet head.



Consulte con nuestro personal de ventas si su aplicación no es estándar.
Please contact our sales department if your application is not standard.

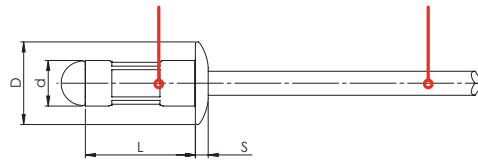


ALUMINIO 2,5% MG
ALUMINIUM 2,5% MG

ACERO CINCADO
ZINC PLATED STEEL



ALUMINIO 2,5% MG ACERO CINCADO
ALUMINIUM 2,5% MG ZINC PLATED STEEL



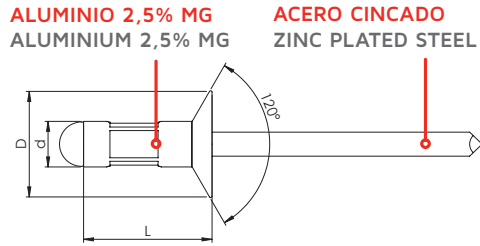
d Ø mm.	Dimensiones Sizes	L mm.	Código Code	mm.	€ 1000 PCS.	N	N		
3,0	D= 6,3 mm. S= 1,0 mm. Ø 3,1 - 3,2 mm.	6	R0193006	1,0 - 3,0	550	400	1.000	10.000	
		8	R0193008	1,0 - 5,0			1.000	10.000	
		10	R0193010	2,5 - 7,0			1.000	10.000	
		12	R0193012	4,5 - 9,0			1.000	10.000	
3,2	D= 6,3 mm. S= 1,0 mm. Ø 3,3 - 3,4 mm.	6	R0193206	1,0 - 3,0	700	500	1.000	10.000	
		8	R0193208	1,0 - 5,0			1.000	10.000	
		10	R0193210	2,5 - 7,0			1.000	10.000	
		12	R0193212	4,5 - 9,0			1.000	10.000	
		14	R0193214	6,5 - 11,0			1.000	10.000	
		16	R0193216	8,5 - 12,5			1.000	10.000	
4,0	D= 8,0 mm. S= 1,3 mm. Ø 4,1 - 4,2 mm.	6	R0193806	1,0 - 2,5	1200	850	1.000	10.000	
		8	R0193808	1,0 - 4,5			1.000	10.000	
		10	R0193810	1,5 - 6,5			1.000	10.000	
		12	R0193812	3,5 - 8,5			500	5.000	
		14	R0193814	5,5 - 10,5			500	5.000	
		16	R0193816	7,5 - 12,5			500	5.000	
		18	R0193818	9,0 - 14,0			500	5.000	
		20	R0193820	11,5 - 16,5			500	5.000	
4,8	D= 9,5 mm. S= 1,5 mm. Ø 4,9 - 5,0 mm.	10	R0194810	1,0 - 6,0	1700	1200	500	5.000	
		12	R0194812	2,0 - 8,0			500	5.000	
		14	R0194814	4,0 - 10,0			500	5.000	
		16	R0194816	6,0 - 12,0			500	5.000	
		18	R0194818	8,0 - 14,0			500	5.000	
		20	R0194820	10,0 - 16,0			500	5.000	
		22	R0194822	12,0 - 18,0			250	2.500	
		25	R0194825	14,0 - 20,0			250	2.500	
		27	R0194827	17,0 - 23,0			250	2.500	
		30	R0194830	20,0 - 25,0			250	2.500	
6,4	D= 13,0 mm. S= 2,2 mm. Ø 6,5 - 6,6 mm.	12	R0196412	2,0 - 6,0	3150	2200	250	2.500	
		16	R0196416	4,0 - 10,0			250	2.500	
		20	R0196420	8,0 - 14,0			200	2.000	

Remaches multigrip lacado disponible bajo petición.
Multigrip rivet painted, available on request.



CONSULTE STOCK





ALUMINIO 2,5% MG
ALUMINIUM 2,5% MG

ACERO CINCADO
ZINC PLATED STEEL



d Ø mm.	Dimensiones Sizes	L mm.	Código Code	mm.	€ 1000 PCS.	N		N	
3,2	D= 6,0 mm. Ø 3,3 - 3,4 mm.	8	R0223208	1,5 - 5,0	700	500	1.000	10.000	
		10	R0223210	2,5 - 7,0			1.000	10.000	
		12	R0223212	4,5 - 9,0			1.000	10.000	
		14	R0223214	6,5 - 11,0			1.000	10.000	
		16	R0223216	8,5 - 12,5			1.000	10.000	
4,0	D= 7,5 mm. Ø 4,1 - 4,2 mm.	8	R0223808	2,0 - 4,5	1200	850	1.000	10.000	
		10	R0223810	2,0 - 6,5			1.000	10.000	
		12	R0223812	3,5 - 8,5			500	5.000	
		14	R0223814	5,5 - 10,5			500	5.000	
		16	R0223816	7,5 - 12,5			500	5.000	
		18	R0223818	9,0 - 14,0			500	5.000	
4,8	D= 9,0 mm. Ø 4,9 - 5,0 mm.	10	R0224810	1,5 - 6,0	1700	1200	500	5.000	
		12	R0224812	2,0 - 8,0			500	5.000	
		14	R0224814	4,0 - 10,0			500	5.000	
		16	R0224816	6,0 - 12,0			500	5.000	
		18	R0224818	8,0 - 14,0			500	5.000	
		20	R0224820	10,0 - 15,0			500	5.000	
		22	R0224822	12,0 - 18,0			250	2.500	
		25	R0224825	14,0 - 20,0			250	2.500	
		27	R0224827	17,0 - 23,0			250	2.500	
		30	R0224830	20,0 - 25,0			250	2.500	



CONSULTE STOCK



ALUMINIO 2,5% MG
ALUMINIUM 2,5% MG

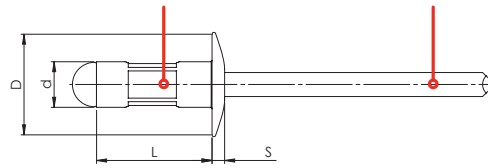


ACERO CINCADO
ZINC PLATED STEEL



ALUMINIO 2,5% MG
ALUMINIUM 2,5% MG

ACERO CINCADO
ZINC PLATED STEEL



d Ø mm.	Dimensiones Sizes	L mm.	Código Code	mm.	€ 1000 PCS.	N	N	500	5.000
3,2	D= 9,5 mm. S= 1,2 mm. Ø 3,3 - 3,4 mm.	8	R0203208	1,0 - 5,0	700	500	500	5.000	5.000
		10	R0203210	2,5 - 7,0					
		12	R0203212	4,5 - 9,0					
		14	R0203214	6,5 - 11,0					
		16	R0203216	8,5 - 12,5					
4,0	D= 12,0 mm. S= 1,5 mm. Ø 4,1 - 4,2 mm.	8	R0203808	1,0 - 4,5	1200	850	500	5.000	5.000
		10	R0203810	1,5 - 6,5					
		12	R0203812	3,5 - 8,5					
		14	R0203814	5,5 - 10,5					
		16	R0203816	6,0 - 12,5					
		18	R0203818	9,5 - 14,0					
4,8	D= 14,0 mm. S= 1,6 mm. Ø 4,9 - 5,0 mm.	10	R0204810	1,0 - 6,0	1700	1200	250	2.500	2.500
		12	R0204812	2,0 - 8,0					
		14	R0204814	4,0 - 10,0					
		16	R0204816	6,0 - 12,0					
		18	R0204818	8,0 - 14,0					
		20	R0204820	10,0 - 16,0					



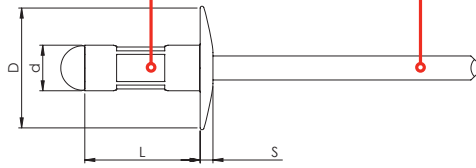
CONSULTE STOCK





ALUMINIO 2,5% MG
ALUMINIUM 2,5% MG

ACERO CINCADO
ZINC PLATED STEEL



ALUMINIO 2,5% MG
ALUMINIUM 2,5% MG

ACERO CINCADO
ZINC PLATED STEEL



d Ø mm.	Dimensiones Sizes	L mm.	Código Code	E mm.	€ 1000 PCS.	N	N	Image 1	Image 2
4,8	D= 16,0 mm. S= 1,8 mm. Ø 4,9 - 5,0 mm.	10	R0214810	1,0 - 6,0		1700	1200	250	2.500
		12	R0214812	2,0 - 8,0				250	2.500
		14	R0214814	4,0 - 10,0				250	2.500
		16	R0214816	6,0 - 12,0				250	2.500
		18	R0214818	8,0 - 14,0				250	2.500
		20	R0214820	10,0 - 16,0				250	2.500
		22	R0214822	12,0 - 18,0				250	2.500
		25	R0214825	12,5 - 20,0				250	2.500
27	R0214827	15,0 - 23,0		250	2.500				



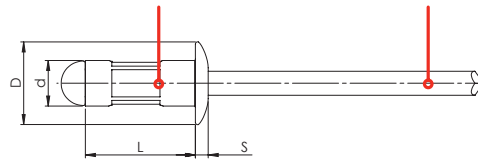
CONSULTE STOCK

ALUMINIO 2,5% MG
ALUMINIUM 2,5% MG

ACERO INOXIDABLE A2
STAINLESS STEEL A2



ALUMINIO 2,5% MG ACERO INOXIDABLE A2
ALUMINIUM 2,5% MG STAINLESS STEEL A2



d Ø mm.	Dimensiones Sizes	L mm.	Código Code	mm.	€ 1000 PCS.	N	N	1000	10000
3,2	D= 6,3 mm. S= 1,0 mm. Ø 3,3 - 3,4 mm.	8	R0253208	1,0 - 5,0	700	500	1.000	10.000	
		9,5	R0253295	2,0 - 6,5			1.000	10.000	
		11	R0253211	3,5 - 8,0			1.000	10.000	
		16	R0253216	8,5 - 12,5			1.000	10.000	
4,0	D= 8 mm. S= 1,3 mm. Ø 4,1 - 4,2 mm.	9,5	R0253895	1,0 - 6,0	1200	850	1.000	10.000	
		12,5	R02538125	4,0 - 9,0			500	5.000	
		17	R0253817	8,5 - 13,5			500	5.000	
		20	R0253820	11,0 - 16,0			500	5.000	
4,8	D= 9,6 mm. S= 1,5 mm. Ø 4,9 - 5,0 mm.	10,3	R02548103	1,0 - 6,0	1700	1200	500	5.000	
		15,1	R02548151	5,0 - 11,0			500	5.000	
		16,9	R02548169	7,0 - 13,0			500	5.000	
		24,8	R02548248	15,0 - 20,0			250	2.500	
		30	R0254830	13,0 - 25,0			250	2.500	
6,4	D= 13,0 mm. S= 2,2 mm. Ø 6,5 - 6,6 mm.	12	R0256412	2,0 - 6,0	3150	2200	250	2.500	
		16	R0256416	4,0 - 10,0			250	2.500	
		18	R0256418	6,0 - 12,0			250	2.500	
		20	R0256420	8,0 - 14,0			250	2.500	



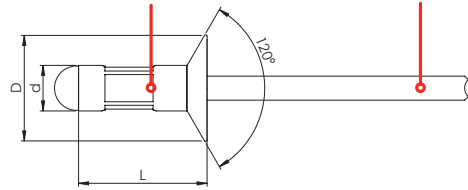
CONSULTE STOCK





ALUMINIO 2,5% MG
ALUMINIUM 2,5% MG

ACERO INOXIDABLE A2
STAINLESS STEEL A2



ALUMINIO 2,5% MG
ALUMINIUM 2,5% MG

ACERO INOXIDABLE A2
STAINLESS STEEL A2



d Ø mm.	Dimensiones Sizes	L mm.	Código Code	mm.	€ 1000 PCS.	N	N	1000 PCS.	10000 PCS.
3,2	D= 6,0 mm. Ø 3,3 - 3,4 mm.	9,7	R0273297	2,4 - 6,4	700	500		1.000	10.000
		14	R0273214	6,5 - 11,0				1.000	10.000
4,0	D= 7,5 mm. Ø 4,1 - 4,0 mm.	8	R0274008	1,0 - 4,5	1200	850		1.000	10.000
		11,3	R02740113	2,8 - 7,9				1.000	10.000
		16	R0274016	7,5 - 12,5				500	5.000
		20	R0274020	11,0 - 16,0				500	5.000
4,8	D= 9,0 mm. Ø 4,9 - 5,0 mm.	10	R0274810	2,0 - 6,0	1700	1200		500	5.000
		12	R0274812	2,0 - 8,0				500	5.000
		16,9	R02748169	6,4 - 12,7				500	5.000
		22	R0274822	12,0 - 18,0				250	2.500
		30	R0274830	19,0 - 25,0				250	2.500



CONSULTE STOCK



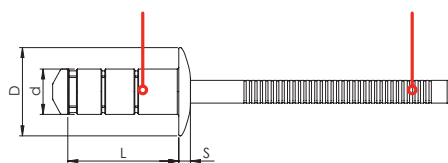
ACERO CINCADO
ZINC PLATED STEEL

ACERO CINCADO
ZINC PLATED STEEL



ACERO CINCADO
ZINC PLATED STEEL

ACERO CINCADO
ZINC PLATED STEEL



d Ø mm.	Dimensiones Sizes	L mm.	Código Code	E mm.	€ 1000 PCS.	N	N		
3,2	D= 7,3 mm. S= 1,0 mm. Ø 3,3 - 3,4 mm.	9	R0293209	1,5 - 4,5	1200	900	1.000	10.000	
		12	R0293212	3,0 - 6,0			1.000	10.000	
		14	R0293214	5,0 - 9,0			1.000	10.000	
4,0	D= 8,0 mm. S= 1,4 mm. Ø 4,1 - 4,2 mm.	10,8	R02938108	2,0 - 5,0	2090	1650	500	5.000	
		12,5	R02938125	4,0 - 7,5			500	5.000	
		14,5	R02938145	6,0 - 9,5			500	5.000	
		17	R0293817	6,0 - 12,5			500	5.000	
4,8	D= 9,5 mm. S= 1,5 mm. Ø 4,9 - 5,0 mm.	10,2	R02948102	1,7 - 4,7	2900	2600	500	5.000	
		12,7	R02948127	3,2 - 7,2			500	5.000	
		14	R0294814	4,5 - 8,0			500	5.000	
		17,5	R02948175	7,0 - 11,5			500	5.000	
		21	R0294821	11,0 - 15,0			500	5.000	
6,4	D= 13,0 mm. S= 2,3 mm. Ø 6,5 - 6,6 mm.	12	R0296412	1,0 - 6,0	6500	3100	250	2.500	
		16	R0296416	3,5 - 9,0			250	2.500	



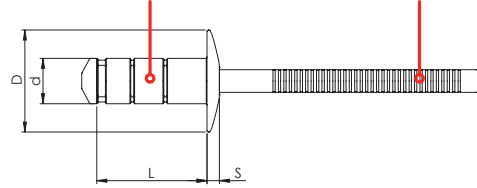
CONSULTE STOCK





ACERO CINCADO
ZINC PLATED STEEL

ACERO CINCADO
ZINC PLATED STEEL



ACERO CINCADO
ZINC PLATED STEEL

ACERO CINCADO
ZINC PLATED STEEL



d Ø mm.	Dimensiones Sizes	L mm.	Código Code	E mm.	€ 1000 PCS.	N	N		
4,0	D= 12,0 mm. S= 1,8 mm. Ø 4,1 - 4,2 mm.	9,5	R0243895	0,5 - 4,5		2090	1650	500	5.000
		12,5	R02438125	4,0 - 7,5				500	5.000
		14,5	R02438145	6,0 - 9,5				500	5.000
4,8	D= 16,0 mm. S= 2,2 mm. Ø 4,9 - 5,0 mm.	10,5	R02448105	1,5 - 4,5		2600	2900	250	2.500
		14	R0244814	4,5 - 8,0				250	2.500
		17	R0244817	7,0 - 11,0				250	2.500



CONSULTE STOCK



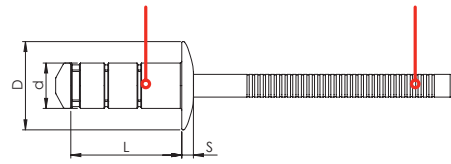
ACERO INOXIDABLE A2
STAINLESS STEEL A2



ACERO INOXIDABLE A2
STAINLESS STEEL A2



ACERO INOXIDABLE A2 STAINLESS STEEL A2 ACERO INOXIDABLE A2 STAINLESS STEEL A2



d Ø mm.	Dimensiones Sizes	L mm.	Código Code	 mm.	€ 1000 PCS.	 N	 N		
3,2	D= 6,3 mm. S= 1,0 mm. Ø 3,3 - 3,4 mm.	6	R0283206	1,0 - 3,0		1900	1600	1.000	10.000
		8	R0283208	1,0 - 5,0				1.000	10.000
		12	R0283212	2,0 - 7,0				1.000	10.000
		14	R0283214	6,5 - 9,5				1.000	10.000
4,0	D= 8,0 mm. S= 1,3 mm. Ø 4,1 - 4,2 mm.	10	R0283810	1,5 - 5,5	3200	2400	500	5.000	
		12	R0283812	3,5 - 7,5			500	5.000	
		15	R0283815	6,5 - 10,0			500	5.000	
4,8	D= 9,5 mm. S= 1,6 mm. Ø 4,9 - 5,0 mm.	10	R0284810	1,5 - 6,0	4500	4100	500	5.000	
		12	R0284812	2,5 - 6,5			500	5.000	
		15	R0284815	5,5 - 9,5			500	5.000	
		17,5	R02848175	7,0 - 11,0			500	5.000	
		25	R0284825	11,5 - 19,0			250	2.500	
6,4	D= 13,0 mm. S= 2,2 mm. Ø 6,5 - 6,6 mm.	15	R0286415	2,5 - 8,0	8000	7000	250	2.500	
		20	R0286420	7,5 - 13,0			250	2.500	

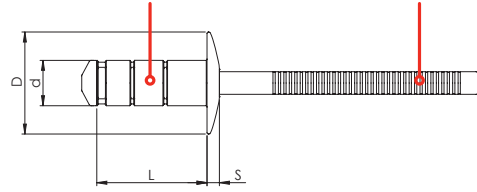


CONSULTE STOCK





ACERO INOXIDABLE A2
STAINLESS STEEL A2



ACERO INOXIDABLE A2
STAINLESS STEEL A2

ACERO INOXIDABLE A2
STAINLESS STEEL A2



d Ø mm.	Dimensiones Sizes	L mm.	Código Code	E mm.	€ 1000 PCS.	N	N		
4,0	D= 12,0 mm. S= 1,8 mm. Ø 4,1 mm.	9,5	R0263895	0,5 - 4,5		3200	2400	500	5.000
		12	R0263812	3,5 - 7,5				500	5.000
4,8	D=16,0 mm S=2,20 mm. Ø 4,9 - 5,0 mm.	10	R0264810	1,5 - 5,0		4.500	4.100	250	2.500
		14	R0264814	4,5 - 8,5				250	2.500
		17	R0264817	7,0 - 11,0				250	2.500



CONSULTE STOCK



Descripción:

Diseñado para fijar materiales blandos y/o frágiles (madera, goma, plástico): la geometría específica de la cabeza del clavo, permite la formación de cuatro pétalos durante el remachado, para asegurar el anclaje del material, asegurando una fijación de calidad, incluso en superficies irregulares, sin dañar las partes montadas.

Description:

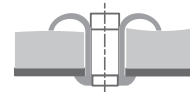
Designed to fasten soft and/or fragile materials (wood, foam, rubber, plastic): the particular geometry of the mandrel head allows the forming of four petals during the setting which anchor to the material, assuring a reliable fastening, even on irregular surfaces, without damaging the assembled parts.



Tipo de contra - cabeza:

Counterhead type:

Contra - cabeza flor.
Open peel counterhead.



Estanqueidad entre el cuerpo y el vástago.
Water tightness between body and mandrel.

NO

Aplicación estándar:

Standard application:

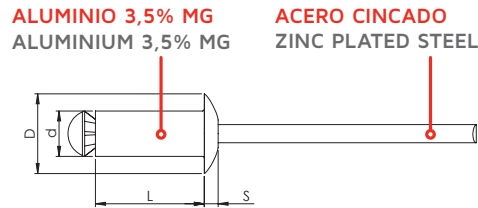
Espesores desde al menos ≥ 1 mm.
Total thickness ≥ 1 mm.

Todos los materiales y superficies irregulares.
Any material, grooved surfaces too.



Consulte con nuestro personal de ventas si su aplicación no es estándar.
Please contact our sales department if your application is not standard.





ALUMINIO 3,5% MG
ALUMINIUM 3,5% MG

ACERO CINCADO
ZINC PLATED STEEL



d Ø mm.	Dimensiones Sizes	L mm.	Código Code	E mm.	€ 1000 PCS.	N		N	
3,2	D= 6,3 mm. S= 1,0 mm. Ø 3,6 - 3,7 mm.	8	0073208	0,5 - 1,0	700	765	1.000	10.000	
		10	0073210	1,0 - 3,0			1.000	10.000	
		12	0073212	3,0 - 5,0			1.000	10.000	
		14	0073214	5,0 - 7,0			1.000	10.000	
		16	0073216	7,0 - 9,0			1.000	10.000	
4,0	D= 8,0 mm. S= 1,3 mm. Ø 4,4 - 4,5 mm.	8	0073808	1,0 - 3,0	1150	1260	1.000	10.000	
		10	0073810	1,5 - 5,0			1.000	10.000	
		12	0073812	4,0 - 7,0			500	5.000	
		14	0073814	6,0 - 9,0			500	5.000	
		16	0073816	8,0 - 11,0			500	5.000	
		18	0073818	10,0 - 13,0			500	5.000	
		20	0073820	12,0 - 15,0			500	5.000	
		30	0073830	20,0 - 25,0			250	2.500	
4,8	D= 9,5 mm. S= 1,4 mm. Ø 5,2 - 5,3 mm.	10	0074810	0,5 - 4,0	1600	1690	500	5.000	
		12	0074812	2,0 - 6,0			500	5.000	
		14	0074814	4,0 - 8,0			500	5.000	
		16	0074816	6,0 - 10,0			500	5.000	
		18	0074818	8,0 - 12,0			500	5.000	
		20	0074820	10,0 - 14,0			250	2.500	
		22	0074822	12,0 - 16,0			250	2.500	
		25	0074825	16,0 - 19,0			250	2.500	
		30	0074830	19,0 - 24,0			250	2.500	
		35	0074835	24,0 - 29,0			250	2.500	
		40	0074840	29,0 - 34,0			250	2.500	
		50	0074850	38,0 - 42,0			200	2.000	
		55	0074855	42,0 - 47,0			100	1.000	
		60	0074860	47,0 - 52,0			100	1.000	
65	0074865	52,0 - 57,0	100	1.000					



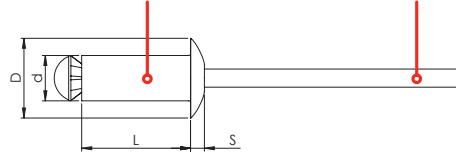
ALUMINIO 3,5% MG
ALUMINIUM 3,5% MG



ACERO CINCO
ZINC PLATED STEEL



ALUMINIO 3,5% MG ACERO CINCO
ALUMINIUM 3,5% MG ZINC PLATED STEEL

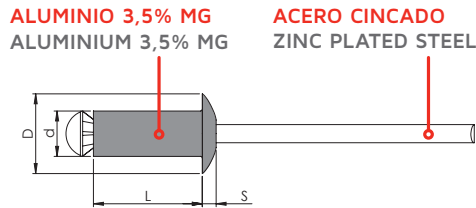


d Ø mm.	Dimensiones Sizes	L mm.	Código Code	 mm.	€ 1000 PCS.	 N	 N		
6,4	D= 13,0 mm. S= 2,2 mm. Ø 6,5 - 6,6 mm.	15	0076415	2,0 - 6,0		3200	3300	250	2.500
		20	0076420	6,0 - 11,0				200	2.000
		25	0076425	11,0 - 16,0				200	2.000
		30	0076430	16,0 - 21,0				200	2.000
		35	0076435	21,0 - 26,0				200	2.000
		50	0076450	40,0 - 46,0				100	1.000



CONSULTE STOCK









ALUMINIO 3,5% MG
ALUMINIUM 3,5% MG

ACERO CINCADO
ZINC PLATED STEEL



d Ø mm.	Dimensiones Sizes	L mm.	Código Code	E mm.	€ 1000 PCS.	N	N			Lacado: cant. mínima Painted: M.O.Q.
4,0	D= 8,0 mm. S= 1,3 mm.  Ø 4,4 - 4,5 mm.	8	0083808	1,0 - 3,0		1150	1260	1.000	10.000	20.000
		10	0083810	1,5 - 5,0				1.000	10.000	20.000
		12	0083812	4,0 - 7,0				500	5.000	20.000
		14	0083814	6,0 - 9,0				500	5.000	20.000
		16	0083816	8,0 - 11,0				500	5.000	20.000
		18	0083818	10,0 - 13,0				500	5.000	20.000
		20	0083820	12,0 - 15,0				500	5.000	15.000
		25	0083825	15,0 - 20,0				500	5.000	10.000
		30	0083830	20,0 - 24,0		250	2.500	10.000		
4,8	D= 9,5 mm. S= 1,4 mm.  Ø 5,2 - 5,3 mm.	10	0084810	0,5 - 4,0		1600	1690	500	5.000	15.000
		12	0084812	2,0 - 6,0				500	5.000	15.000
		14	0084814	4,0 - 8,0				500	5.000	15.000
		16	0084816	6,0 - 10,0				500	5.000	10.000
		18	0084818	8,0 - 12,0				500	5.000	10.000
		20	0084820	10,0 - 14,0				500	5.000	10.000
		22	0084822	12,0 - 16,0				250	2.500	10.000
		25	0084825	16,0 - 19,0				250	2.500	10.000
		30	0084830	19,0 - 24,0				250	2.500	10.000
		35	0084835	24,0 - 29,0				250	2.500	5.000
		40	0084840	29,0 - 34,0				250	2.500	5.000
		50	0084850	38,0 - 42,0				200	2.000	3.000

Colores Estándar sin cantidad mínima / Standard Colours without M.O.Q.
Blanco Nieve / Snow White - Ral 9003.
Negro / Black - Ral 9005.

Agregar a cada código la letra R+ Numero de RAL requerido: 0083808**R9010**.
Add to each code the letter R + Required RAL number: 0083808**R9010**.

Podemos producir remaches en cualquier color.
On request we can produce rivets in any colours.



CONSULTE STOCK





ALUMINIO 3,5% MG
ALUMINIUM 3,5% MG

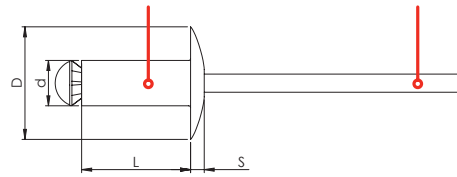


ACERO CINCADO
ZINC PLATED STEEL



ALUMINIO 3,5% MG
ALUMINIUM 3,5% MG

ACERO CINCADO
ZINC PLATED STEEL

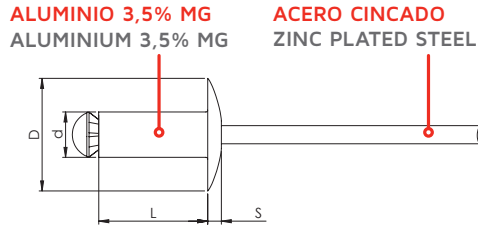


d Ø mm.	Dimensiones Sizes	L mm.	Código Code	mm.	€ 1000 PCS.	N	N	500	5.000
4,0	D= 12,0 mm. S= 1,6 mm. Ø 4,4 - 4,5 mm.	8	R0073808	1,0 - 3,0	1150	1260	500	5.000	
		10	R0073810	1,5 - 5,0			500	5.000	
		12	R0073812	4,0 - 7,0			500	5.000	
		14	R0073814	6,0 - 9,0			500	5.000	
		16	R0073816	8,0 - 11,0			500	5.000	
		18	R0073818	10,0 - 13,0			500	5.000	
		20	R0073820	12,0 - 15,0			500	5.000	
		24	R0073824	15,0 - 20,0			250	2.500	
		30	R0073830	20,0 - 24,0			250	2.500	
4,8	D= 14,0 mm. S= 1,8 mm. Ø 5,2 - 5,3 mm.	10	R0074810	0,5 - 4,0	1600	1690	250	2.500	
		12	R0074812	2,0 - 6,0			250	2.500	
		14	R0074814	4,0 - 8,0			250	2.500	
		16	R0074816	6,0 - 10,0			250	2.500	
		18	R0074818	8,0 - 12,0			250	2.500	
		20	R0074820	10,0 - 14,0			250	2.500	
		22	R0074822	12,0 - 16,0			250	2.500	
		25	R0074824	16,0 - 19,0			250	2.500	
		30	R0074830	19,0 - 24,0			200	2.000	
		35	R0074835	24,0 - 29,0			150	1.500	




CONSULTE STOCK






ALUMINIO 3,5% MG
ALUMINIUM 3,5% MG

ACERO CINCADO
ZINC PLATED STEEL










ALUMINIO 3,5% MG
ALUMINIUM 3,5% MG



ACERO CINCADO
ZINC PLATED STEEL



d Ø mm.	Dimensiones Sizes	L mm.	Código Code	 mm.	€ 1000 PCS.	 N	 N			Lacado: cant. mínima Painted: M.O.Q.
4,0	D= 12,0 mm. S= 1,6 mm.  Ø 4,4 - 4,5 mm.	8	0093808	1,0 - 3,0		1150	1260	500	5.000	15.000
		10	0093810	1,5 - 5,0				500	5.000	15.000
		12	0093812	4,0 - 7,0				500	5.000	15.000
		14	0093814	6,0 - 9,0				500	5.000	10.000
		16	0093816	8,0 - 11,0				500	5.000	10.000
		18	0093818	10,0 - 13,0				500	5.000	10.000
		20	0093820	12,0 - 15,0				500	5.000	10.000
		25	0093825	15,0 - 20,0				250	2.500	10.000
4,8	D= 14,0 mm. S= 1,8 mm.  Ø 5,2 - 5,3 mm.	10	0094810	0,5 - 4,0		1600	1690	250	2.500	10.000
		12	0094812	2,0 - 6,0				250	2.500	10.000
		14	0094814	4,0 - 8,0				250	2.500	15.000
		16	0094816	6,0 - 10,0				250	2.500	7.000
		18	0094818	8,0 - 12,0				250	2.500	7.000
		20	0094820	10,0 - 14,0				250	2.500	7.000
		24	0094824	16,0 - 19,0				250	2.500	5.000
		30	0094830	19,0 - 24,0				200	2.000	4.000
		35	0094835	24,0 - 29,0				200	2.000	4.000

Colores Estándar sin cantidad mínima / Standard Colours without M.O.Q.

Blanco Nieve / Snow White - Ral 9003.

Negro / Black - Ral 9005.

Agregar a cada código la letra R+ Numero de RAL requerido: 0093808**R9010**.

Add to each code the letter R + Required RAL number: 0093808**R9010**.

Podemos producir remaches en cualquier color.

On request we can produce rivets in any colours.



CONSULTE STOCK

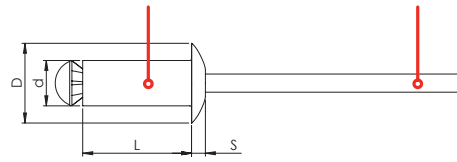


ACERO INOXIDABLE A2
STAINLESS STEEL A2

ACERO INOXIDABLE A2
STAINLESS STEEL A2



ACERO INOXIDABLE A2 STAINLESS STEEL A2 ACERO INOXIDABLE A2 STAINLESS STEEL A2



d Ø mm.	Dimensiones Sizes	L mm.	Código Code	E mm.	€ 1000 PCS.	N	N		
4,0	D= 8,0 mm. S= 1,4 mm. Ø 4,1 mm.	8	0113808	1,0 - 3,0		2500	2700	1.000	10.000
		10	0113810	2,0 - 5,0				1.000	10.000
		13	0113813	5,0 - 8,0				500	5.000
		16	0113816	8,0 - 11,0				500	5.000
4,8	D= 9,5 mm. S= 1,6 mm. Ø 4,9 mm.	12	0114812	3,0 - 6,0		3400	3600	500	5.000
		14	0114814	5,0 - 8,0				500	5.000
		16	0114816	7,0 - 10,0				500	5.000
		18	0114818	9,0 - 12,0				500	5.000
		20	0114820	11,0 - 14,0				500	5.000



CONSULTE STOCK





Descripción:

Ideal para materiales no metálicos. El cuerpo ranurado en el proceso de remachado asegura un agarre después de la deformación de la contracabeza.

Description:

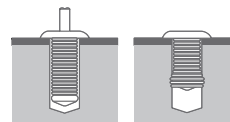
Ideal for non metallic materials with blind holes. The grooved body by knurling process assures a secure grip inside the application after the expansion of the counterhead.



Tipo de contra - cabeza:

Counterhead type:

Contra - cabeza estándar (en agujero ciego).
Standard counterhead (in blind hole).



Estanqueidad entre el cuerpo y el vástago.
Water tightness between body and mandrel.

NO

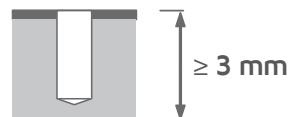
Condiciones de aplicación estándar:

Standard application:

Agujero ciego.
Blind hole.

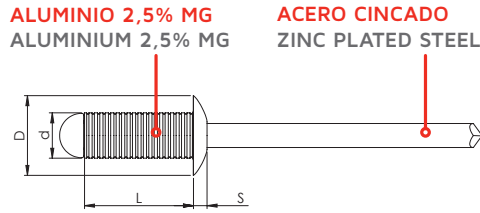
Espesores totales desde al menos ≥ 3 mm.
Total thickness ≥ 3 mm.

Metales con madera/metales y materiales blandos.
Metal parts with wood/metal with soft materials.



Consulte con nuestro personal de ventas si su aplicación no es estándar.
Please contact our sales department if your application is not standard.





ALUMINIO 2,5% MG
ALUMINIUM 2,5% MG

ACERO CINCADO
ZINC PLATED STEEL



d Ø mm.	Dimensiones Sizes	L mm.	Código Code	mm.	€ 1000 PCS.	N	N		
3,2	D= 6,3 mm. S= 1,0 mm. Ø 3,4 mm.	10	R0443210	Máx. 6,0	930	525	1.000	10.000	
		12	R0443212	Máx. 8,0			1.000	10.000	
		14	R0443214	Máx. 10,0			1.000	10.000	
4,0	D= 8,0 mm. S= 1,3 mm. Ø 4,3 mm.	8	R0444008	Máx. 4,0	1410	885	1.000	10.000	
		10	R0444010	Máx. 6,0			1.000	10.000	
		12	R0444012	Máx. 8,0			500	5.000	
		14	R0444014	Máx. 10,0			500	5.000	
		16	R0444016	Máx. 12,0			500	5.000	
4,8	D= 9,5 mm. S= 1,4 mm. Ø 5,1 mm.	8	R0444808	Máx. 4,0	1575	1185	500	5.000	
		10	R0444810	Máx. 6,0			500	5.000	
		11	R0444811	Máx. 7,0			500	5.000	
		12	R0444812	Máx. 8,0			500	5.000	
		14	R0444814	Máx. 10,0			500	5.000	
		16	R0444816	Máx. 12,0			500	5.000	
		18	R0444818	Máx. 14,0			500	5.000	
		20	R0444820	Máx. 16,0			500	5.000	
		25	R0444825	Máx. 21,0			250	2.500	
		30	R0444830	Máx. 26,0			250	2.500	

Video

CONSULTE STOCK

Descripción:

El remache Wood-lock es ideal para unir metales y materiales blandos como la madera y el plástico. Se utiliza en agujeros ciegos y es una excelente alternativa a los tornillos para madera y los tornillos autorroscantes.

Description:

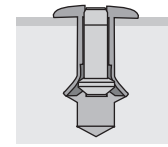
The Wood-lock rivet is ideal for joining metals and soft materials such as wood and plastics. It is used in non-through holes and is an excellent alternative to wood screws and self-tapping screws.



Tipo de contra - cabeza:

Counterhead type:

Contra-cabeza flor : (agujero ciego).
Peel counterhead (in blind hole).



Estanqueidad entre el cuerpo y el vástago.
Water tightness between body and mandrel.

NO

Aplicación:

Application:

Agujero ciego.
Blind hole.

Espesores totales desde al menos 3 mm.
Total thickness 3 mm.

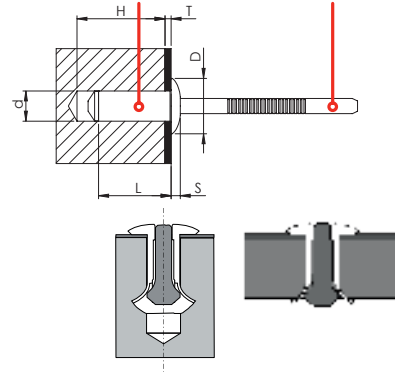
Metales con madera/ metals y materiales blandos.
Metal parts with wood/metal and with soft materials.





ACERO CINCADO
ZINC PLATED STEEL

ACERO CINCADO
ZINC PLATED STEEL



ACERO CINCADO
ZINC PLATED STEEL

ACERO CINCADO
ZINC PLATED STEEL

d Ø mm.	Dimensiones Sizes	L mm.	Código Code	T mm.		H mm.		€ 1000 PCS.	N	
				max.	min.	max.	min.			
4,3	D= 7,9 mm. S= 1,3 mm. Ø 4,3 - 4,4 mm.	10,9	R20343109	1,27	0,25	11,2	12,2	500	6.000	
		12,4	R20343124	1,27		13,0	13,7			6.000
		18,7	R20343187	7,62		12,7	20,1	700	4.000	
		20,4	R20343204	9,14		12,7	21,6			4.000
4,8	D= 9,9 mm. S= 2,1 mm. Ø 4,8 - 4,9mm.	14,3	R20348143	3,05	0,25	10,4	15,7	1000	4.000	
		18,9	R20348189	7,62		13,0	20,3			3.000



CONSULTE STOCK

Descripción:

El cuerpo estanco garantiza impermeabilidad entre el cuerpo y el vástago. Disponible en diferentes materiales y estilos de cabeza, estos remaches no se recomiendan para plástico y materiales blandos.

Description:

The closed end body guarantees waterproof qualities between body and mandrel. Available in various alloys and head styles, these rivets are not recommended for plastic and soft materials.



Tipo de contra - cabeza:

Counterhead type:

Cabeza plana (cerrada).
Closed counterhead.



Estanqueidad entre el cuerpo y el vástago.
Water tightness between body and mandrel.

SI/YES

Aplicación estándar:

Standard application:

Espesores desde al menos ≥ 1 mm.
Total thickness ≥ 1 mm.

Partes metálicas (no madera, plásticos o materiales blandos).
Metal sheets (no woods, plastics, soft materials).



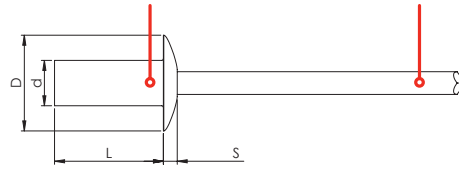
Consulte con nuestro personal de ventas si su aplicación no es estándar.
Please contact our sales department if your application is not standard.





ALUMINIO 5% MG
ALUMINIUM 5% MG

ACERO PAVONADO
BLUED STEEL



UNE-EN ISO 14589/15973

ALUMINIO 5% MG
ALUMINIUM 5% MG

ACERO PAVONADO
BLUED STEEL



d Ø mm.	Dimensiones Sizes	L mm.	Código Code	E mm.	€ 1000 PCS.	N	N	Stock	
								1000 PCS.	10000 PCS.
3,2	D= 6,0 mm. S= 1,4 mm. Ø 3,3 mm.	6,5	R0303265	0,5 - 2,0	1450	1100	1.000	10.000	
		8	R0303208	2,0 - 3,5			1.000	10.000	
		9,5	R0303295	3,5 - 5,0			1.000	10.000	
		10,5	R03032105	5,0 - 6,5			1.000	10.000	
		12,5	R03032125	6,5 - 8,0			1.000	10.000	
4,0	D= 8,0 mm. S= 1,7 mm. Ø 4,1 mm.	8	R0303808	1,5 - 3,5	2200	1600	1.000	10.000	
		9,5	R0303895	3,5 - 5,0			1.000	10.000	
		11	R0303811	5,0 - 6,5			500	5.000	
		12,5	R03038125	6,5 - 8,0			500	5.000	
		15	R0303815	8,5 - 10,5			500	5.000	
4,8	D= 9,5 mm. S= 2,0 mm. Ø 4,9 mm.	8	R0304808	2,0 - 3,5	3100	2200	500	5.000	
		9,5	R0304895	3,5 - 5,0			500	5.000	
		11	R0304811	5,0 - 6,5			500	5.000	
		12,5	R03048125	6,0 - 7,5			500	5.000	
		13	R0304813	6,5 - 8,0			500	5.000	
		14	R0304814	7,5 - 9,0			500	5.000	
		16	R0304816	9,5 - 11,0			500	5.000	
		18	R0304818	11,0 - 13,0			500	5.000	
		21	R0304821	14,0 - 16,0			250	2.500	
6,4	D= 12,7 mm. S= 2,5 mm. Ø 6,5 mm.	12,5	R03064125	1,5 - 6,5	4900	3600	250	2.500	
		16	R0306416	5,0 - 10,0			250	2.500	
		22	R0306422	11,0 - 15,5			250	2.500	



CONSULTE STOCK





ALUMINIO 5% MG
ALUMINIUM 5% MG

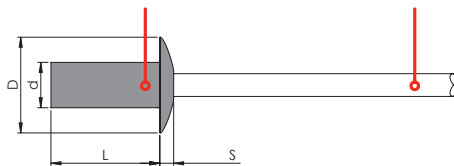


ACERO PAVONADO
BLUED STEEL



ALUMINIO 5% MG
ALUMINIUM 5% MG

ACERO PAVONADO
BLUED STEEL



UNE-EN ISO 14589/15973



d Ø mm.	Dimensiones Sizes	L mm.	Código Code	E mm.	€ 1000 PCS.	N mm.	N mm.			Lacado: cant. mínima Painted: M.O.Q.
3,2	D= 6,1 mm. S= 1,3 mm. Ø 3,3 mm.	6,5	RL303265	0,5 - 2,0	1450	1100		1.000	10.000	10.000
		8	RL303208	2,0 - 3,5				1.000	10.000	10.000
		9,5	RL303295	3,5 - 5,0				1.000	10.000	10.000
		10,5	RL3032105	4,5 - 6,5				1.000	10.000	10.000
		12,5	RL3032125	6,5 - 8,0				1.000	10.000	10.000
4,0	D= 8,0 mm. S= 4,0 mm. Ø 4,1 mm.	8	RL303808	1,5 - 3,5	2200	1600		1.000	10.000	10.000
		9,5	RL303895	3,5 - 5,0				1.000	10.000	10.000
		11	RL303811	5,0 - 6,5				500	5.000	10.000
		12,5	RL3038125	6,5 - 8,0				500	5.000	10.000
		15	RL303815	8,5 - 10,5				500	5.000	10.000
4,8	D= 9,5 mm. S= 2,0 mm. Ø 4,9 mm.	8	RL304808	2,0 - 3,5	3100	2200		500	5.000	5.000
		9,5	RL304895	3,5 - 5,0				500	5.000	5.000
		11	RL304811	5,0 - 6,5				500	5.000	5.000
		12,5	RL3048125	6,0 - 7,5				500	5.000	5.000
		14	RL304814	7,5 - 9,0				500	5.000	5.000
		16	RL304816	9,5 - 11,0				500	5.000	2.500
		18	RL304818	11,0 - 13,0				500	5.000	2.500
		21	RL304821	14,0 - 16,0				250	2.500	2.500
25	RL304825	15,0 - 19,0	250	2.500	2.500					

Agregar a cada código la letra R+ Numero de RAL requerido: RL303265R9010.

Add to each code the letter R + Required RAL number: RL303265R9010.

Podemos producir remaches en cualquier color.

On request we can produce rivets in any colours.



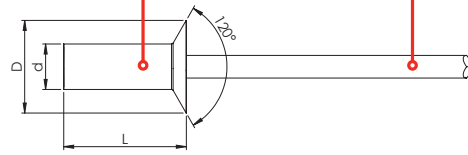
CONSULTE STOCK





ALUMINIO 5% MG
ALUMINIUM 5% MG

ACERO PAVONADO
BLUED STEEL



UNE-EN ISO 14589/15974

ALUMINIO 5% MG
ALUMINIUM 5% MG

ACERO PAVONADO
BLUED STEEL



d Ø mm.	Dimensiones Sizes	L mm.	Código Code	mm.	€ 1000 PCS.	N	N	1000 PCS.	1000 PCS.
3,2	D= 5,9 mm. Ø 3,3 mm.	7,5	R0323275	1,5 - 3,0	1450	1100	1.000	10.000	
		9	R0323209	3,0 - 4,5			1.000	10.000	
		10,5	R03232105	4,5 - 6,0			1.000	10.000	
		12	R0323212	6,0 - 7,5			1.000	10.000	
		13,5	R03232135	7,5 - 9,0			1.000	10.000	
4,0	D= 8,0 mm. Ø 4,1 mm.	8	R0324008	2,0 - 3,5	2200	1600	1.000	10.000	
		9,5	R0324095	3,5 - 5,0			1.000	10.000	
		11	R0324011	5,0 - 6,5			500	5.000	
		12,5	R03240125	6,5 - 8,0			500	5.000	
		14	R0324014	7,5 - 9,5			500	5.000	
4,8	D= 9,3 mm. Ø 4,9 mm.	8	R0324808	2,0 - 3,5	3100	2200	500	5.000	
		9,5	R0324895	3,5 - 5,0			500	5.000	
		11	R0324811	5,0 - 6,5			500	5.000	
		12,5	R03248125	6,0 - 7,5			500	5.000	
		14	R0324814	7,5 - 9,0			500	5.000	
		15,5	R03248155	9,0 - 10,5			500	5.000	
6,4	D= 12,7 mm. Ø 6,5 mm.	12,5	R03264125	1,5 - 6,5	4900	3600	250	2.500	
		15,5	R03264155	6,5 - 9,5			250	2.500	



CONSULTE STOCK





ALUMINIO 5% MG
ALUMINIUM 5% MG

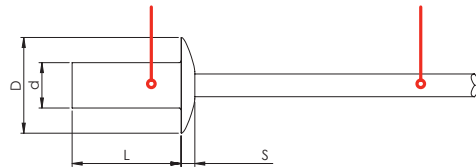


ACERO PAVONADO
BLUED STEEL



ALUMINIO 5% MG
ALUMINIUM 5% MG

ACERO PAVONADO
BLUED STEEL



d Ø mm.	Dimensiones Sizes	L mm.	Código Code	E mm.	€ 1000 PCS.	N	N	Image 1	Image 2		
4,0	D= 12,0 mm. S= 2,0 mm. Ø 4,1 mm.	8	R0313808	0,5 - 3,5		2200	1600			500	5.000
		9,5	R0313895	3,5 - 5,0						500	5.000
		11	R0313811	5,0 - 6,0						500	5.000
		12,5	R03138125	6,5 - 8,0						500	5.000
		15	R0313815	8,0 - 10,5						500	5.000
4,8	D= 14,0 mm. S= 2,5 mm. Ø 4,9 mm.	8	R0314808	2,0 - 3,5		3100	2200			250	2.500
		9,5	R0314895	3,5 - 5,0						250	2.500
		11	R0314811	5,0 - 6,5						250	2.500
		13	R0314813	6,5 - 8,0						250	2.500
		15	R0314815	8,5 - 10,0						250	2.500
		18	R0314818	11,0 - 13,0						250	2.500

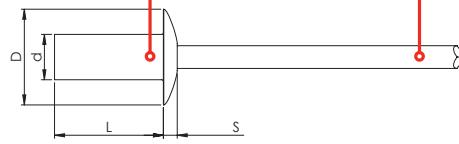


CONSULTE STOCK





ALUMINIO 5% MG
ALUMINIUM 5% MG



UNE-EN ISO 14589/15975

ALUMINIO 5% MG
ALUMINIUM 5% MG

ALUMINIO 5% MG
ALUMINIUM 5% MG



d Ø mm.	Dimensiones Sizes	L mm.	Código Code	mm.	€ 1000 PCS.	N	N		
3,2	D= 6,1 mm. S= 1,3 mm. Ø 3,3 mm.	8	R0343208	2,0 - 3,5	540	460	1.000	10.000	
		9,5	R0343295	3,5 - 5,0					
		12,5	R03432125	6,5 - 8,0					
4,0	D= 8,0 mm. S= 1,6 mm. Ø 4,1 mm.	9,5	R0343895	2,0 - 5,0	760	720	1.000	10.000	
		12,5	R03438125	5,5 - 7,5					
		16	R0343816	9,0 - 11,0					
4,8	D= 9,5 mm. S= 2,0 mm. Ø 4,9 mm.	9,5	R0344895	2,0 - 5,0	1400	1000	500	5.000	
		11,5	R03448115	4,0 - 7,0					
		14	R0344814	6,0 - 9,0					
		18	R0344818	9,0 - 13,0					



CONSULTE STOCK



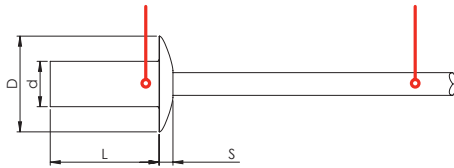
ALUMINIO 5% MG
ALUMINIUM 5% MG

ACERO INOXIDABLE A2
STAINLESS STEEL A2



ALUMINIO 5% MG
ALUMINIUM 5% MG

ACERO INOXIDABLE A2
STAINLESS STEEL A2

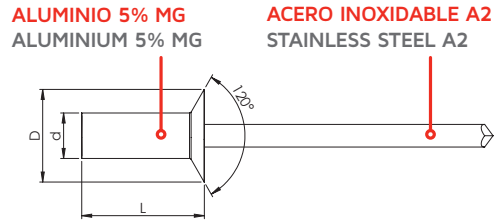


d Ø mm.	Dimensiones Sizes	L mm.	Código Code	mm.	€ 1000 PCS.	N	N	1000 PCS.	1000 PCS.
3,2	D= 6,1 mm. S= 1,3 mm. Ø 3,3 mm.	6,5	R0353265	0,5 - 2,0	1450	1100	1.000	10.000	
		8	R0353208	2,0 - 3,5			1.000	10.000	
		9,5	R0353295	3,5 - 5,0			1.000	10.000	
		11	R0353211	5,0 - 6,5			1.000	10.000	
		12,5	R03532125	6,5 - 8,0			1.000	10.000	
4,0	D= 8,0 mm. S= 1,6 mm. Ø 4,1 mm.	8	R0353808	1,5 - 3,5	2200	1600	1.000	10.000	
		9,5	R0353895	3,5 - 5,0			1.000	10.000	
		11	R0353811	5,0 - 6,5			500	5.000	
		12,5	R03538125	6,5 - 8,0			500	5.000	
		14	R0353814	7,5 - 9,5			500	5.000	
		16	R0353816	9,5 - 11,5			500	5.000	
4,8	D= 9,5 mm. S= 2 mm. Ø 4,9 mm.	8	R0354808	2,0 - 3,5	3100	2200	500	5.000	
		9,5	R0354895	3,5 - 5,0			500	5.000	
		11	R0354811	5,0 - 6,5			500	5.000	
		12,5	R03548125	6,0 - 7,5			500	5.000	
		16	R0354816	9,5 - 11,0			500	5.000	
		18	R0354818	11,0 - 13,0			250	2.500	
		21	R0354821	12,0 - 16,0			250	2.500	
6,4	D= 12,7 mm. S= 2,5 mm. Ø 6,5 mm.	12,5	R03564125	1,5 - 6,5	4900	3600	250	2.500	
		15,5	R03564155	4,5 - 9,5			250	2.500	
		19,5	R03564195	8,5 - 13,5			250	2.500	



CONSULTE STOCK





ALUMINIO 5% MG
ALUMINIUM 5% MG

ACERO INOXIDABLE A2
STAINLESS STEEL A2



d Ø mm.	Dimensiones Sizes	L mm.	Código Code	mm.	€ 1000 PCS.	N	N	1000 PCS.	10000 PCS.
3,2	D= 5,9 mm. Ø 3,3 mm.	8	R0353208CSK	2,0 - 3,5	1450	1100	1.000	10.000	
		10	R0353210CSK	4,0 - 6			1.000	10.000	
		12	R0353212CSK	6,0 - 7,5			1.000	10.000	
		14	R0353214CSK	8,0 - 9,5			1.000	10.000	
4,0	D= 8,0 mm. Ø 4,1 mm.	8	R0353808CSK	2,0 - 3,5	2200	1600	1.000	10.000	
		10	R0353810CSK	4,0 - 5,5			1.000	10.000	
		12	R0353812CSK	6,0 - 7,5			500	5.000	
		14	R0353814CSK	7,5 - 9,5			500	5.000	
4,8	D= 9,3 mm. Ø 4,9 mm.	9,5	R0354895CSK	3,5 - 5,0	3100	2200	500	5.000	
		11	R0354811CSK	5,0 - 6,5			500	5.000	
		11,5	R03548115CSK	5,5 - 7,0			500	5.000	
		14	R0354814CSK	7,5 - 9,0			500	5.000	
		16	R0354816CSK	9,5 - 11,0			500	5.000	
		18	R0354818CSK	11,0 - 13,0			500	5.000	
20	R0354820CSK	12,0 - 15,0	500	5.000					



CONSULTE STOCK



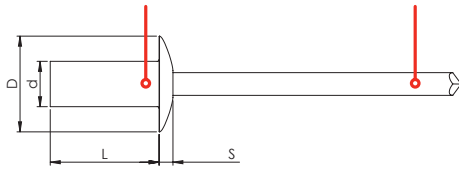
ACERO CINCADO
ZINC PLATED STEEL

ACERO CINCADO
ZINC PLATED STEEL



ACERO CINCADO
ZINC PLATED STEEL

ACERO CINCADO
ZINC PLATED STEEL



UNE-EN ISO 14589/15976



d Ø mm.	Dimensiones Sizes	L mm.	Código Code	E mm.	€ 1000 PCS.	N	N	Image 1	Image 2
3,2	D= 6,1 mm. S= 1,3 mm. Ø 3,3 mm.	6	R0373206	0,5 - 1,5	2200	1600	1.000	10.000	
		8	R0373208	1,5 - 3,0			1.000	10.000	
		9,5	R0373295	2,5 - 4,5			1.000	10.000	
		12	R0373212	5,0 - 7,0			1.000	10.000	
4,0	D= 8,0 mm. S= 1,7 mm. Ø 4,1 mm.	6	R0373806	0,5 - 1,0	1550	1700	1.000	10.000	
		8	R0373808	1,0 - 3,0			1.000	10.000	
		9,5	R0373895	3,0 - 5,0			500	5.000	
		12	R0373812	5,0 - 7,0			500	5.000	
		15	R0373815	8,0 - 10,0			500	5.000	
4,8	D= 9,5 mm. S= 2,0 mm. Ø 4,9 mm.	8	R0374808	0,5 - 3,0	3800	2900	500	5.000	
		9,5	R0374895	3,5 - 5,0			500	5.000	
		12	R0374812	5,0 - 7,0			500	5.000	
		14	R0374814	7,0 - 9,0			500	5.000	
		16	R0374816	9,0 - 11,0			500	5.000	

Bajo petición disponible cabeza avellanada.
On request available countersunk head.



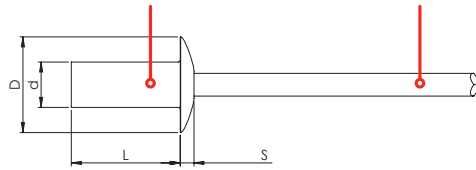
CONSULTE STOCK





ACERO CINCADO
ZINC PLATED STEEL

ACERO CINCADO
ZINC PLATED STEEL



ACERO CINCADO
ZINC PLATED STEEL

ACERO CINCADO
ZINC PLATED STEEL



d Ø mm.	Dimensiones Sizes	L mm.	Código Code	mm.	€ 1000 PCS.	N	N	1000 PCS.	10000 PCS.
3,2	D= 10,0 mm. S= 1,0 mm. Ø 3,3 mm.	8	R0363208	1,5 - 3,0		1300	1150	1.000	10.000
		10	R0363210	3,0 - 5,0				1.000	10.000
		12	R0363212	5,0 - 6,5				1.000	10.000
4,0	D= 12,0 mm. S= 1,2 mm. Ø 4,1 mm.	8	R0364008	1,5 - 3,0		1550	1700	500	5.000
		10	R0364010	3,0 - 5,0				500	5.000
		12	R0364012	5,0 - 6,5				500	5.000
		16	R0364016	9,0 - 10,5				500	5.000
4,8	D= 14,0 mm. S= 2,0 mm. Ø 4,9 mm.	8	R0364808	0,5 - 3,0		3800	2900	250	2.500
		10	R0364810	3,0 - 5,0				250	2.500
		12	R0364812	5,0 - 7,0				250	2.500
		14	R0364814	7,0 - 9,0				250	2.500
		16	R0364816	9,5 - 11,0				250	2.500



CONSULTE STOCK

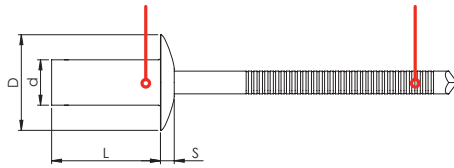


ACERO INOXIDABLE A2
STAINLESS STEEL A2

ACERO INOXIDABLE 2Cr13
STAINLESS STEEL 2Cr13



ACERO INOXIDABLE A2 STAINLESS STEEL A2 ACERO INOXIDABLE 2Cr13 STAINLESS STEEL 2Cr13



UNE-EN ISO 14589/16585



d Ø mm.	Dimensiones Sizes	L mm.	Código Code	E mm.	€ 1000 PCS.	N	N	1000 PCS.	10000 PCS.
3,2	D= 6,1 mm. S= 1,3 mm. Ø 3,3 mm.	6	R0383206	0,5 - 1,5	2200	2000	1.000	10.000	
		8	R0383208	1,5 - 3,0			1.000	10.000	
		9,5	R0383295	2,5 - 4,5			1.000	10.000	
		12	R0383212	5,0 - 7,0			1.000	10.000	
		14	R0383214	7,0 - 9,0			1.000	10.000	
4,0	D= 8,0 mm. S= 1,7 mm. Ø 4,1 mm.	6	R0383806	0,5 - 1,5	3500	3000	1.000	10.000	
		8	R0383808	1,5 - 3,0			1.000	10.000	
		9,5	R0383895	3,0 - 5,0			1.000	10.000	
		12	R0383812	5,0 - 7,0			500	5.000	
		14	R0383814	7,0 - 9,0			500	5.000	
4,8	D= 9,5 mm. S= 2,0 mm. Ø 4,9 mm.	8	R0384808	1,5 - 3,0	4400	4000	500	5.000	
		9,5	R0384895	3,0 - 4,5			500	5.000	
		12	R0384812	5,0 - 6,5			500	5.000	
		16	R0384816	7,0 - 9,0			500	5.000	
		20	R0384820	10,5 - 13,0			500	5.000	
6,4	D= 13,0 mm. S= 2,5 mm. Ø 6,5 mm.	12	R0386412	1,5 - 6,5	8000	6000	250	2.500	
		16	R0386416	6,5 - 8,0			250	2.500	
		20	R0386420	8,0 - 12,0			250	2.500	



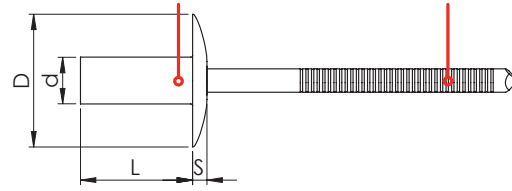
CONSULTE STOCK





ACERO INOXIDABLE A2
STAINLESS STEEL A2

ACERO INOXIDABLE 2Cr13
STAINLESS STEEL 2Cr13



ACERO INOXIDABLE A2
STAINLESS STEEL A2

ACERO INOXIDABLE 2Cr13
STAINLESS STEEL 2Cr13



d Ø mm.	Dimensiones Sizes	L mm.	Código Code	E mm.	€ 1000 PCS.	N	N		
3,2	D= 9,5 mm. S= 1,2 mm. Ø 3,3 mm.	6	R0383206LH	0,5 - 1,5		2200	2200	1.000	10.000
		8	R0383208LH	1,5 - 3,5				1.000	10.000
		9,5	R0383295LH	2,5 - 4,5				1.000	10.000
		12	R0383212LH	5,0 - 7,0				1.000	10.000
4,0	D= 12,0 mm. S= 1,6 mm. Ø 4,1 mm.	8	R0383808LH	1,0 - 3,0		3500	3000	500	5.000
		10	R0383810LH	3,0 - 5,0				500	5.000
		12	R0383812LH	5,0 - 7,0				500	5.000
		14	R0383814LH	7,0 - 9,0				500	5.000
		16	R0383816LH	9,0 - 11,0				500	5.000
4,8	D= 14,0 mm. S= 1,6 mm. Ø 4,9 mm.	8	R0384808LH	1,5 - 3,5		4400	4000	250	2.500
		10	R0384810LH	3,0 - 4,5				250	2.500
		12	R0384812LH	5,0 - 6,5				250	2.500
		16	R0384816LH	6,5 - 9,0				250	2.500
		18	R0384818LH	9,0 - 11,0				250	2.500
		20	R0384820LH	10,5 - 13,0				250	2.500

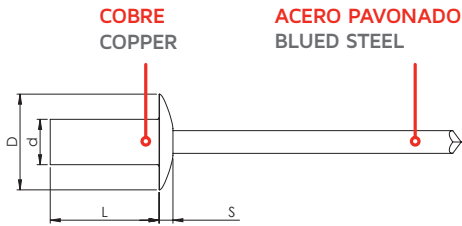


CONSULTE STOCK



COBRE
COPPER

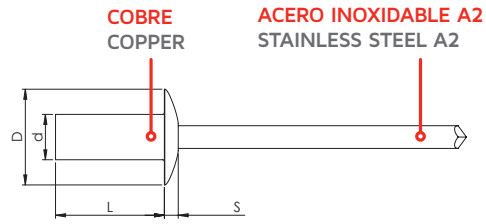
ACERO PAVONADO
BLUED STEEL



d Ø mm.	Dimensiones Sizes	L mm.	Código Code	mm.	€ 1000 PCS.	N	N	1000 PCS.	1000 PCS.
3,2	D= 6,1 mm. S= 1,3 mm. Ø 3,3 mm.	6	R0393206	0,5 - 2,0	1300	850	1.000	10.000	
		8	R0393208	2,0 - 3,5			1.000	10.000	
		9,5	R0393295	4,0 - 6,0			1.000	10.000	
		12	R0393212	6,0 - 7,5			1.000	10.000	
4,0	D= 8,0 mm. S= 1,6 mm. Ø 4,1 mm.	8	R0393808	1,5 - 3,5	2000	1350	500	5.000	
		10	R0393810	3,5 - 5,5			500	5.000	
4,8	D= 9,5 mm. S= 2,0 mm. Ø 4,9 mm.	8	R0394808	2,0 - 3,5	2800	1950	500	5.000	
		9,5	R0394895	3,5 - 5,0			500	5.000	
		11,5	R03948115	5,5 - 7,0			500	5.000	
		14	R0394814	7,0 - 9,0			500	5.000	
		16	R0394816	9,0 - 11,0			500	5.000	



CONSULTE STOCK



COBRE
COPPER

ACERO INOXIDABLE A2
STAINLESS STEEL A2




d Ø mm.	Dimensiones Sizes	L mm.	Código Code	mm.	€ 1000 PCS.	N	N		
3,2	D= 6,1 mm. S= 1,3 mm. Ø 3,3 mm.	6,5	R0403265	0,5 - 2,0		1300	850	1.000	10.000
		8	R0403208	2,0 - 3,5				1.000	10.000
		9,5	R0403295	3,5 - 5,0				1.000	10.000
		12,5	R04032125	6,5 - 8,0				1.000	10.000
4,0	D= 8,0 mm. S= 1,6 mm. Ø 4,1 mm.	8	R0403808	1,5 - 3,5	2000	1350	500	5.000	
		10	R0403810	4,0 - 5,5			500	5.000	
4,8	D= 9,5 mm. S= 2,0 mm. Ø 4,9 mm.	9,5	R0404895	3,5 - 5,0	2800	1950	500	5.000	
		11,5	R04048115	5,5 - 7,0			500	5.000	



CONSULTE STOCK

Handwriting practice area with horizontal dotted lines.



Descripción:

El remache trebulb ha sido diseñado para fijar materiales blandos y/o frágiles (madera, espuma, goma, plástico): la geometría específica de la cabeza del vástago permite la formación de tres dobles pétalos durante el remachado que se ancla al material, asegurando una fijación segura distribuida de modo eficiente sobre la superficie.

Description:

Trebulb rivet are designed to fasten soft and/or fragile materials (wood, foam, rubber, plastic): the particular geometry of the mandrel head allows the forming of three double petals during the setting which anchor to the material, assuring a reliable fastening distributed efficiently on the surface.



Tipo de contra - cabeza:

Counterhead type:

Tres pliegues dobles.
Open peel counterhead.



Estanqueidad entre el cuerpo y el vástago.
Water tightness between body and mandrel.

NO

Condiciones de aplicación estándar:

Standard application:

Espesores desde al menos ≥ 1 mm.
Total thickness ≥ 1 mm.

Partes de metal y materiales blandos de baja resistencia.
Metals parts and soft materials of low resistance.



Consulte con nuestro personal de ventas si su aplicación no es estándar.
Please contact our sales department if your application is not standard.





ALUMINIO 3,5% MG
ALUMINIUM 3,5% MG

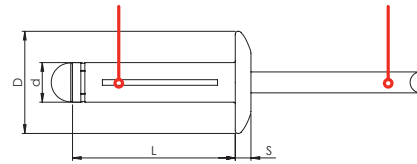


ALUMINIO 5% MG
ALUMINIUM 5% MG



ALUMINIO 3,5% MG
ALUMINIUM 3,5% MG

ALUMINIO 5% MG
ALUMINIUM 5% MG



d Ø mm.	Dimensiones Sizes	L mm.	Código Code	E mm.	€ 1000 PCS.	N	N		
4,0	D= 8,0 mm. S= 1,4 mm. Ø 4,2 mm.	13,6	R04340136	1,0 - 3,0		750	550	500	5.000
		18,8	R04340188	3,0 - 7,0				500	5.000
		24	R0434024	4,0 - 12,0				500	5.000
4,8	D= 9,9 mm. S= 1,8 mm. Ø 5,0 mm.	15,3	R04348153	1,0 - 4,0		950	750	500	5.000
		20,5	R04348205	2,0 - 9,0				400	4.000
		24,5	R04348245	4,0 - 12,0				250	2.500
		28,5	R04348285	6,5 - 16,5				250	2.500

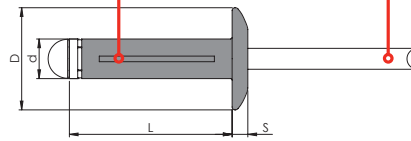


CONSULTE STOCK





ALUMINIO 3,5% MG ALUMINIUM 3,5% MG
 ALUMINIO 5% MG ALUMINIUM 5% MG



ALUMINIO 3,5% MG
ALUMINIUM 3,5% MG

ALUMINIO 5% MG
ALUMINIUM 5% MG



d Ø mm.	Dimensiones Sizes	L mm.	Código Code	E mm.	€ 1000 PCS.	N	N	Image	Lacado: cant. mínima Painted: M.O.Q.
4,0	D= 8,0 mm. S= 1,4 mm. Ø 4,2 mm.	13,6	R04340136R	1,0 - 3,0		750	550	Image	5.000
		18,8	R04340188R	3,0 - 7,0					5.000
		24	R0434024R	4,0 - 12,0					5.000
4,8	D= 9,9 mm. S= 1,8 mm. Ø 5,0 mm.	15,3	R04348153R	1,0 - 4,0		950	750	Image	5.000
		20,5	R04348205R	2,0 - 9,0					4.000
		24,5	R04348245R	4,0 - 12,0					2.500
		28,5	R04348285R	6,5 - 16,5					2.500

Agregar a cada código la letra R+ Numero de RAL requerido: R04340136RR9010.
 Add to each code the letter R + Required RAL number: R04340136RR9010.

Podemos producir remaches en cualquier color.
 On request we can produce rivets in any colours.



CONSULTE STOCK



ALUMINIO 3,5% MG
ALUMINIUM 3,5% MG

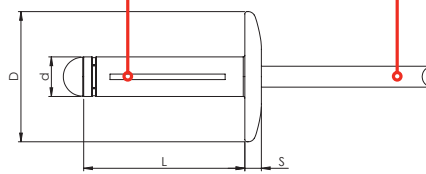








ALUMINIO 5% MG
ALUMINIUM 5% MG



ALUMINIO 3,5% MG
ALUMINIUM 3,5% MG

ALUMINIO 5% MG
ALUMINIUM 5% MG



d Ø mm.	Dimensiones Sizes	L mm.	Código Code	 mm.	€ 1000 PCS.	 N	 N		
4,8	D= 14,0 mm. S= 2,1 mm.  Ø 5,0 mm.	15,3	R04348153LH	1,0 - 4,0		950	750	250	2.500
		20,5	R04348205LH	2,0 - 9,0				250	2.500
		24,5	R04348245LH	4,0 - 12,0				250	2.500



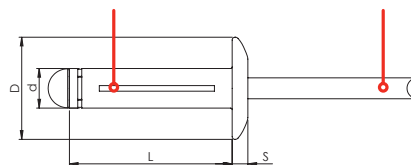
CONSULTE STOCK 





ACERO CINCADO
ZINC PLATED STEEL

ACERO CINCADO
ZINC PLATED STEEL



ACERO CINCADO
ZINC PLATED STEEL

ACERO CINCADO
ZINC PLATED STEEL



d Ø mm.	Dimensiones Sizes	L mm.	Código Code	mm.	€ 1000 PCS.	N	N	500	5.000
4,8	D= 9,5 mm. S= 2,0 mm. Ø 5,0 mm.	17,2	R05748172	2,0 - 6,0	2500	2000	500	5.000	
		19,5	R05748195	3,0 - 8,0			400	4.000	
		24,5	R05748245	4,0 - 12,0			250	2.500	
		30	R05748300	10,0 - 16,5			250	2.500	



CONSULTE STOCK



Descripción:

El Trebulb plus es un remache estructural hecho de aluminio o acero. Su gran bulbo bloquea la unión en el lado ciego, lo que lo hace ideal para su uso en láminas delgadas o materiales de baja resistencia como aluminio, fibra de vidrio y plástico. Una vez aplicado crea un sello resistente al clima y de agua.

Description:

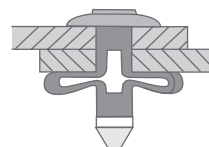
Trebulb plus is a structural aluminium or steel rivet. Its large threefold bulb, blocks the joint on the blind side, making it ideal application on thin sheets or low-strength materials such as aluminium, fiberglass and plastics. Once applied creates a seal resistant to weather and water.



Tipo de contra - cabeza:

Counterhead type:

Tres pliegues dobles.
Open peel counterhead.



Estanqueidad entre el cuerpo y el vástago.
Water tightness between body and mandrel.

SI/YES


Aplicación:

Application:

Espesor total de al menos 1,0 mm.
Total thickness 1,0 mm.

Componentes de plástico, madera y metal.
Plastic, wood and metal components.

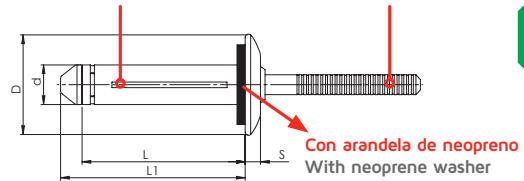
Utilizable en superficies irregulares.
Suitable on irregular surfaces.





ALUMINIO 5% MG
ALUMINIUM 5% MG

ALUMINIO 7A03
ALUMINIUM 7A03



ALUMINIO 2,5 MG
ALUMINIUM 2,5% MG

ALUMINIO 7A03
ALUMINIUM 7A03



d Ø mm.	Dimensiones Sizes	L mm.	L1 mm.	Código Code	E mm.	€ 1000 PCS.	N	N	Stock	Stock
5,2	D= 12,5 mm. S= 2,5 mm. Ø 5,3 mm.	17,5	21,5	R07552175	1,2 - 4,8	1400	2300	250	2.500	
		19,1	23	R07552191	1,5 - 6,4			250	2.500	
		22,2	26,2	R07552222	4,7 - 1,0			250	2.500	
		25,4	29,4	R07552254	7,9 - 12,7			250	2.500	
		28,6	32,5	R07552286	11,1 - 15,9			250	2.500	
		31,8	37,5	R07552318	14,3 - 19,1			250	2.500	
		34,9	38,4	R07552349	17,4 - 22,2			200	2.000	
6,3	D= 14,5 mm. S= 2,9 mm. Ø 6,4 mm.	20,2	25,5	R07563202	1,6 - 6,4	2500	4200	200	2.000	
		23,4	28,7	R07563234	3,2 - 9,5			200	2.000	
		26,5	31,9	R07563265	6,4 - 12,7			200	2.000	
		29,7	34,5	R07563297	9,5 - 15,9			200	2.000	
7,7	D= 19,5 mm. S= 3,8 mm. Ø 7,8 mm.	27,7	33,3	R07577277	1,0 - 9,5	4890	6670	100	1.000	
		37,7	43,2	R07577377	9,5 - 19,0			100	1.000	



CONSULTE STOCK



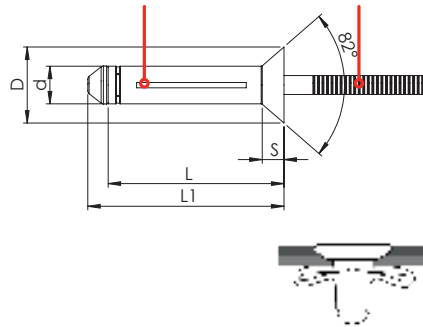
ALUMINIO 2,5 MG
ALUMINIUM 2,5% MG

ALUMINIO 7A03
ALUMINIUM 7A03



ALUMINIO 5% MG
ALUMINIUM 5% MG

ALUMINIO 7A03
ALUMINIUM 7A03



d Ø mm.	Dimensiones Sizes	L mm.	L1 mm.	Código Code	E mm.	€ 1000 PCS.	N	N	Stock	Stock
5,2	D= 8,6 mm. S= 2,6 mm. Ø 5,3 mm.	19,6	23,7	R07452196	2,7 - 6,4	2000	3000	-	3.000	
		22,7	26,9	R07452227	4,7 - 9,5			-	2.500	
		25,9	30,1	R07452259	7,9 - 12,7			-	2.500	
		29,1	33,3	R07452291	11,1 - 15,9			-	2.000	
		32,3	36,4	R07452323	14,3 - 19,1			-	2.000	
6,3	D= 11,5 mm. S= 3,7 mm. Ø 6,4 mm.	20,7	25,5	R07463207	3,8 - 6,4	3000	4890	-	2.000	
		23,9	28,7	R07463239	4,7 - 9,5			-	2.000	
		27,1	31,9	R07463271	6,4 - 12,7			-	2.000	



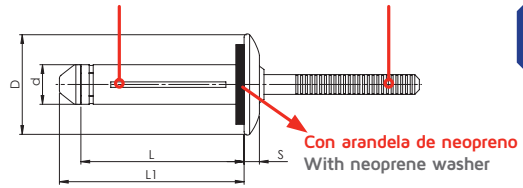
CONSULTE STOCK





ACERO CINCADO
ZINC PLATED STEEL

ACERO CINCADO
ZINC PLATED STEEL



ACERO CINCADO
ZINC PLATED STEEL

ACERO CINCADO
ZINC PLATED STEEL



d Ø mm.	Dimensiones Sizes	L mm.	L1 mm.	Código Code	mm.	€ 1000 PCS.	N	N	Image	Image
5,2	D= 11,7 mm. S= 2,5 mm. Ø 5,3 mm.	19,1	24,1	R07752191	1,6 - 6,3	2890	3890	-	3.000	
		22,3	27,3	R07752223	4,8 - 9,5			-	2.500	
		25,4	30,4	R07752254	7,9 - 12,7			-	2.500	
		28,6	33,6	R07752286	11,1 - 15,8			-	2.000	
		31,8	36,8	R07752318	14,3 - 19,0			-	2.000	
6,3	D= 13,8 mm. S= 2,9 mm. Ø 6,4 mm.	20,7	25,5	R07763207	1,0 - 6,4	4230	5560	-	2.000	
		23,9	28,7	R07763239	3,2 - 9,5			-	2.000	
		27,1	31,9	R07763271	6,4 - 12,7			-	2.000	
		30,2	35,1	R07763302	9,5 - 15,9			-	2.000	



CONSULTE STOCK



Descripción:

El remache Tudibulb forma parte de la gama estructural y tiene un gran número de aplicaciones en cada sector industrial. Su particular contra-cabeza en forma de "bulbo", junto con la retención del vástago, permite un relleno del el agujero con mayor rendimiento que garantiza una fijación fiable y resistente.

La contra-cabeza a bulbo permite también su aplicación incluso en agujeros irregulares.

Description:

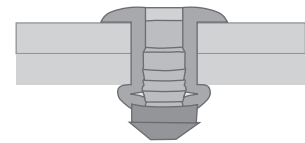
Tudibulb is a high strength rivet suitable to fix a large number of applications in every industrial sector. Its particular bulb counter-head, together with the retention of the mandrel, allows the application even on irregular holes and good performance of the hole filling for a reliable and resistant fixing.



Tipo de contra - cabeza:

Counterhead type:

Contra-cabeza a bulbo.
Bulb open counterhead.



Estanqueidad entre el cuerpo y el vástago.
Water tightness between body and mandrel.

NO

Aplicación:

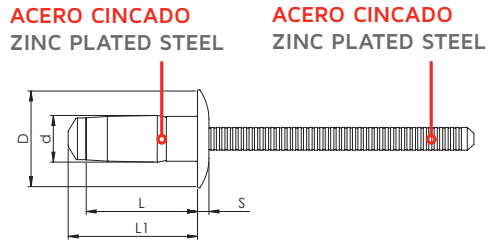
Application:

Espesor total de al menos 1,0 mm.
Total thickness 1,0 mm.

Utilizable en superficies irregulares.
Suitable on irregular surfaces.

Partes metálicas.
Metal sheet.





ACERO CINCADO
ZINC PLATED STEEL

ACERO CINCADO
ZINC PLATED STEEL



d Ø mm.	Dimensiones Sizes	L mm.	L1 mm.	Código Code	mm.	€ 1000 PCS.	N	N	1000 PCS.	1000 PCS.
3,2	D= 6,3 mm. S= 1,0 mm. Ø 3,3 mm.	6,5	8,7	R0473287	1,0 - 3,0	1300	1200	1.000	10.000	
		9	11,3	R04732113	3,0 - 5,0			1.000	10.000	
		11,5	13,6	R04732136	5,0 - 7,0			1.000	10.000	
4,0	D= 8,0 mm. S= 1,3 mm. Ø 4,1 mm.	7,5	10,1	R04740101	1,0 - 3,0	2800	2400	1.000	10.000	
		9,5	12,1	R04740121	3,0 - 5,0			500	5.000	
		12,5	15,1	R04740151	5,0 - 7,0			500	5.000	
		14,4	17	R04740170	7,0 - 9,0			500	5.000	
4,8	D= 9,6 mm. S= 1,5 mm. Ø 4,9 mm.	9	12,1	R04748121	1,5 - 3,5	3800	3600	500	5.000	
		11,5	14,6	R04748146	3,5 - 6,0			500	5.000	
		14,5	17,6	R04748176	6,0 - 8,5			500	5.000	
6,0	D= 12,0 mm. S= 1,8 mm. Ø 6,1 mm.	10	14,2	R04760142	1,5 - 4,0	5400	4200	250	2.500	
		13	17,2	R04760172	3,0 - 6,0		5400	250	2.500	
		16	20,2	R04760202	6,0 - 9,0		8500	250	2.500	
		19	23,2	R04760232	9,0 - 12,0		8500	250	2.500	
6,4	D= 13,4 mm. S= 3,1 mm. Ø 6,6 mm.	13	17,3	R04764173	1,5 - 5,5	6500	7500	-	1.500	
		16,5	21,3	R04764213	5,0 - 9,0			-	1.000	



CONSULTE STOCK



Descripción:

El remache Tudinox forma parte de la gama estructural y tiene un gran número de aplicaciones en todos los sectores industriales. Su particular contra-cabeza a forma de "bulbo", junto con la retención del vástago, permite un relleno de agujeros más eficaz, garantizando una fijación fiable y resistente a la corrosión y a las altas temperaturas.

La contra-cabeza especial permite la aplicación incluso en agujeros irregulares.

Description:

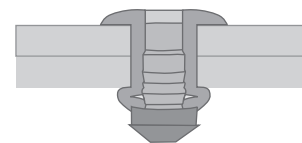
Tudinox is a high strength rivet suitable to fix a large number of applications in every industrial sector. Its particular bulb counter-head, together with the retention of the mandrel, allows the application even on irregular holes and good performance of the hole filling for a reliable and resistant fixing against corrosion and high temperature.



Tipo de contra - cabeza:

Counterhead type:

Contra-cabeza a bulbo.
Bulb open counterhead.



Estanqueidad entre el cuerpo y el vástago.
Water tightness between body and mandrel.

NO

Aplicación:

Application:

Espesor total de al menos 1,0 mm.
Total thickness 1,0 mm.

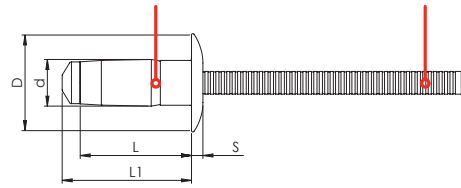
Utilizable en superficies irregulares.
Suitable on irregular surfaces.

Partes metálicas.
Metal sheet.





ACERO INOXIDABLE A2 STAINLESS STEEL A2 ACERO INOXIDABLE A2 STAINLESS STEEL A2



ACERO INOXIDABLE A2
STAINLESS STEEL A2

ACERO INOXIDABLE A2
STAINLESS STEEL A2



d Ø mm.	Dimensiones Sizes	L mm.	L1 mm.	Código Code	mm.	€ 1000 PCS.	N	N	1000 PCS.	10000 PCS.
3,2	D= 6,3 mm. S= 1,0 mm. Ø 3,3 mm.	6,5	8,9	R0463289	1,0 - 3,0	2000	1600		1.000	10.000
		9	11,4	R04632114	3,0 - 5,0				1.000	10.000
		11,5	13,6	R04632136	5,0 - 7,0				1.000	10.000
4,0	D= 8,0 mm. S= 1,3 mm. Ø 4,1 mm.	7,5	10,1	R04640101	1,0 - 3,0	4000	2800		1.000	10.000
		9,5	12,5	R04640125	3,0 - 5,0				500	5.000
		12,5	15,1	R04640151	5,0 - 7,0				500	5.000
4,8	D= 9,5 mm. S= 1,5 mm. Ø 4,9 mm.	9	12,9	R04648129	1,5 - 3,5	5000	3900		500	5.000
		11,5	15,5	R04648155	3,5 - 6,0				500	5.000
		14,5	18,5	R04648185	6,0 - 8,5				500	5.000
6,0	D= 12,0 mm. S= 1,8 mm. Ø 6,1 mm.	10	14,2	R04660142	1,5 - 4,0	7500	13800		250	2.500
		13	17,2	R04660172	3,0 - 6,0				250	2.500
		16	20,2	R04660202	6,0 - 9,0				250	2.500
		19	23,2	R04660232	9,0 - 12,0				250	2.500
6,4	D= 13,0 mm. S= 2,2 mm. Ø 6,6 mm.	13	16,8	R04664168	1,5 - 5,5	8000	14300		-	1.500
		16,5	20,8	R04664208	5,0 - 9,0				-	1.000



CONSULTE STOCK



Handwriting practice area with horizontal dotted lines.



Descripción:

El remache Cup-lock forma parte de la gama estructural y se caracteriza por su excepcional resistencia, perfecto llenado de agujeros y función multigrip. El remache Cup-lock es excelente para la fijación duradera en aplicaciones de grandes espacios y evita el movimiento de la chapa metálica. La alta resistencia mecánica permite la fijación con menos uso de remaches que otros tipos.

Description:

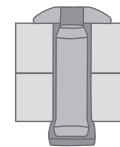
Cup-lock belongs to the High strength range of rivets with exceptional tensile and shear resistance, perfect hole filling and its multigrip function Cup-lock rivet is excellent for tough fixing in applications with large empty spaces and avoids sheet movements. The high mechanical strength allows fixing with a lower consumption of rivets compared to other types.



Tipo de contra - cabeza:

Counterhead type:

Contra-cabeza a bulbo.
Bulb open counterhead.



Estanqueidad entre el cuerpo y el vástago.
Water tightness between body and mandrel.

SI/YES

Aplicación:

Application:

Espesor total de al menos 1,6 mm.
Total thickness 1,6 mm.

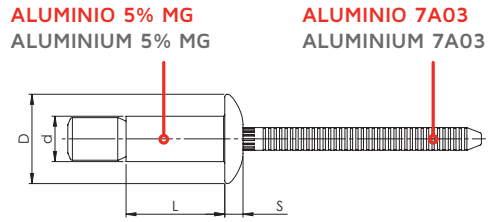
Utilizable en superficies irregulares.
Suitable on irregular surfaces.

Partes metálicas y componentes plásticas.
Metal sheet and plastic components.



ALUMINIO 5% MG
ALUMINIUM 5% MG

ALUMINIO 7A03
ALUMINIUM 7A03

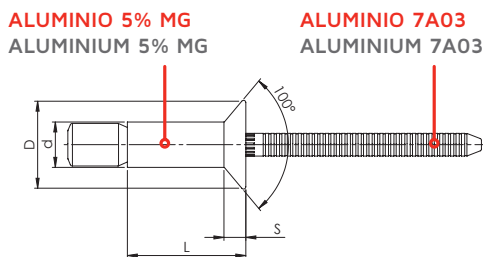


d Ø mm.	Dimensiones Sizes	L mm.	Código Code	mm.	€ 1000 PCS.	N	N	500	5.000
4,8	D= 9,5 mm. S= 2,2 mm. Ø 4,9 - 5,1 mm.	10	R0524810	1,6 - 6,9		2000	2400	500	5.000
		14	R0524814	1,6 - 11,0				500	5.000
6,4	D= 12,7 mm. S= 3,0 mm. Ø 6,6 - 6,9 mm.	14	R0526414	2,0 - 9,5		3600	5600	250	2.500
		20	R0526420	2,0 - 15,9				200	2.000
9,8	D= 19,0 mm. S= 4,4 mm. Ø 10,0 - 10,4 mm.	21	R0529821	3,1 - 14,5		8455	13100	50	500

No es necesaria boquilla especial para su instalación.
It is not necessary a special nosepiece for its installation.

Video

CONSULTE STOCK



ALUMINIO 5% MG
ALUMINIUM 5% MG

ALUMINIO 7A03
ALUMINIUM 7A03



d Ø mm.	Dimensiones Sizes	L mm.	Código Code	E mm.	€ 1000 PCS.	N	N	500	5.000
4,8	D= 8,8 mm. S= 1,8 mm. Ø 4,9 - 5,1 mm.	13	R0534813	3,2 - 8,4		2000	2400	500	5.000
		17	R0534817	7,7 - 12,7				500	5.000
6,4	D= 10,6 mm. S= 2,0 mm. Ø 6,6 - 6,9 mm.	17	R0536417	4,1 - 12,1		3600	5600	250	2.500
		23,5	R05364235	10,5 - 18,4				200	2.000

No es necesaria boquilla especial para su instalación.
It is not necessary a special nosepiece for its installation.

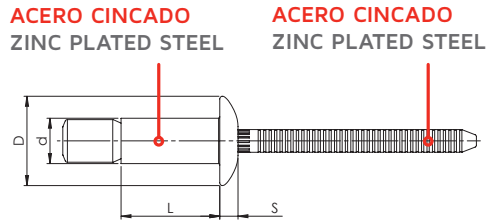


CONSULTE STOCK



ACERO CINCADO
ZINC PLATED STEEL

ACERO CINCADO
ZINC PLATED STEEL



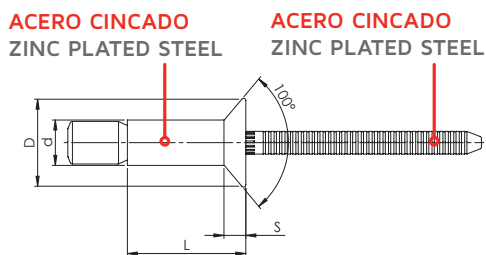
d Ø mm.	Dimensiones Sizes	L mm.	Código Code	mm.	€ 1000 PCS.	N	N	500	5.000
4,8	D= 9,5 mm. S= 2,2 mm. Ø 4,9 - 5,1 mm.	10	R0504810	1,6 - 6,9		4400	5700	500	5.000
		14	R0504814	1,6 - 11,0				500	5.000
6,4	D= 12,7 mm. S= 3,0 mm. Ø 6,6 - 6,9 mm.	14	R0506414	2,0 - 9,5		8200	10600	250	2.500
		20	R0506420	2,0 - 15,9				200	2.000
		26	R0506426	14,7 - 22,2				200	2.000
		33	R0506433	21,1 - 28,6				200	2.000
		39	R0506439	27,4 - 35,0				150	1.500
9,8	D= 19,0 mm. S= 4,4 mm. Ø 10,0 - 10,4 mm.	21	R0509821	3,1 - 14,5		17800	24920	50	500

No es necesaria boquilla especial para su instalación.
It is not necessary a special nosepiece for its installation.



CONSULTE STOCK





ACERO CINCADO
ZINC PLATED STEEL

ACERO CINCADO
ZINC PLATED STEEL

d Ø mm.	Dimensiones Sizes	L mm.	Código Code	mm.	€ 1000 PCS.	N	N	500	5.000
4,8	D= 8,8 mm. S= 1,8 mm. Ø 4,9 - 5,1 mm.	13	R0514813	3,2 - 8,4		4400	5700	500	5.000
		17	R0514817	7,7 - 12,7				500	5.000
6,4	D= 10,6 mm. S= 2,0 mm. Ø 6,6 - 6,9 mm.	17	R0516417	4,1 - 12,1		8200	10600	250	2.500
		23,5	R05164235	10,5 - 18,4				200	2.000
9,8	D= 16,0 mm. S= 3,4 mm. Ø 10,0 - 10,4 mm.	25	R0519825	6,1 - 19,1		17800	24920	50	500

No es necesaria boquilla especial para su instalación.
It is not necessary a special nosepiece for its installation.



CONSULTE STOCK

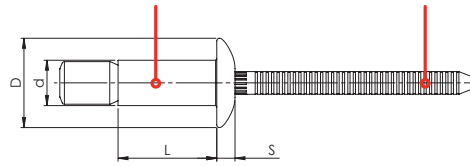


ACERO INOXIDABLE A2
STAINLESS STEEL A2

ACERO INOXIDABLE A2
STAINLESS STEEL A2



ACERO INOXIDABLE A2 STAINLESS STEEL A2 ACERO INOXIDABLE A2 STAINLESS STEEL A2



d Ø mm.	Dimensiones Sizes	L mm.	Código Code	mm.	€ 1000 PCS.	N	N	500	5.000
4,8	D= 9,5 mm. S= 2,2 mm. Ø 4,9 - 5,1 mm.	10,5	R07248105	1,6 - 6,9		4400	5700	500	5.000
		14,5	R07248145	1,6 - 11,0				500	5.000
6,4	D= 12,7 mm. S= 3,0 mm. Ø 6,6 - 6,9 mm.	14,5	R07264145	2,0 - 9,5		8200	10500	250	2.500
		20,5	R07264205	2,0 - 15,9				200	2.000
9,8	D= 19,0 mm. S= 4,4 mm. Ø 10,0 - 10,4 mm.	21	R0729821	3,0 - 15,9		19200	26080	50	500

No es necesaria boquilla especial para su instalación.
It is not necessary a special nosepiece for its installation.

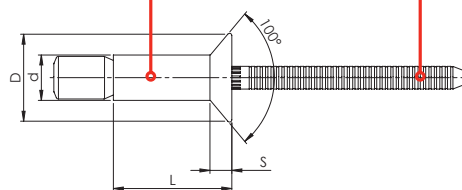


CONSULTE STOCK





ACERO INOXIDABLE A2
STAINLESS STEEL A2



ACERO INOXIDABLE A2
STAINLESS STEEL A2

ACERO INOXIDABLE A2
STAINLESS STEEL A2



d Ø mm.	Dimensiones Sizes	L mm.	Código Code	mm.	€ 1000 PCS.	N	N		
4,8	D= 8,8 mm. S= 1,8 mm. Ø 4,9 - 5,1 mm.	13	R0734813	3,2 - 8,4		4400	5700	500	5.000
		17	R0734817	4,1 - 12,1				500	5.000
6,4	D= 10,6 mm. S= 2,0 mm. Ø 6,6 - 6,9 mm.	17	R0736417	4,1 - 12,1		8200	10500	250	2.500
		23,5	R07364235	10,5 - 18,4				200	2.000

No es necesaria boquilla especial para su instalación.
It is not necessary a special nosepiece for its installation.



CONSULTE STOCK



Handwriting practice area with horizontal dotted lines.



Descripción:

El remache Cupbolt forma parte de la gama estructural y se caracteriza por su excepcional resistencia, perfecto llenado de agujeros y función multigrip. El remache Cupbolt es excelente para la fijación duradera en aplicaciones de grandes espacios y evita el movimiento de la chapa metálica. La alta resistencia mecánica permite la fijación con menos uso de remaches que otros tipos.

Description:

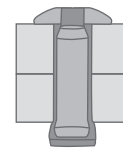
Cupbolt belongs to the high strength range of rivets with exceptional tensile and shear resistance, perfect hole filling and its multigrip function Cupbolt rivet is excellent for tough fixing in applications with large empty spaces and avoids sheet movements. The high mechanical strength allows fixing with a lower consumption of rivets compared to other types.



Tipo de contra - cabeza:

Counterhead type:

Contra-cabeza a bulbo.
Bulb open counterhead.



Estanqueidad entre el cuerpo y el vástago.
Water tightness between body and mandrel.

SI/YES


Aplicación:

Application:

Espesor total de al menos 1,6 mm.
Total thickness 1,6 mm.

Utilizable en superficies irregulares.
Suitable on irregular surfaces.

Partes metálicas y componentes plásticos.
Metal sheet and plastic components.



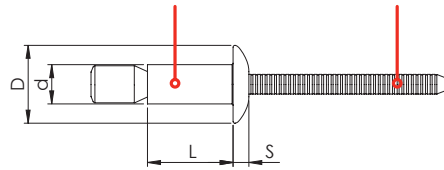
ALUMINIO 5% MG
ALUMINIUM 5% MG

ALUMINIO 7A03
ALUMINIUM 7A03



ALUMINIO 5% MG
ALUMINIUM 5% MG

ALUMINIO 7A03
ALUMINIUM 7A03



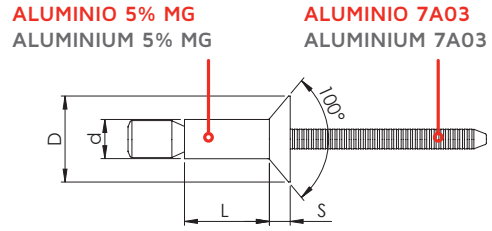
d Ø mm.	Dimensiones Sizes	L mm.	Código Code	mm.	€ 1000 PCS.	N	N	500	5.000
4,8	D= 9,5 mm. S= 2,2 mm. Ø 4,9 - 5,1 mm.	10	R2124810	1,6 - 6,9		2000	2400	500	5.000
		14	R2124814	1,6 - 11,0				500	5.000
6,4	D= 12,7 mm. S= 3,0 mm. Ø 6,6 - 6,9 mm.	14	R2126414	2,0 - 9,5		3600	5600	250	2.500
		20	R2126420	2,0 - 15,9				200	2.000
9,8	D= 19,0 mm. S= 4,4 mm. Ø 10,0 - 10,4 mm.	21	R2129821	3,1 - 14,5		13122	8452	50	500

Hace falta boquilla especial.
It is necessary use a special nosepiece.



CONSULTE STOCK





ALUMINIO 5% MG
ALUMINIUM 5% MG

ALUMINIO 7A03
ALUMINIUM 7A03



d Ø mm.	Dimensiones Sizes	L mm.	Código Code	mm.	€ 1000 PCS.	N	N	500	5.000
4,8	D= 8,8 mm. S= 1,8 mm. Ø 4,9 - 5,1 mm.	13	R2154813	3,2 - 8,4		2000	2400	500	5.000
		17	R2154817	7,7 - 12,7				500	5.000
6,4	D= 10,5 mm. S= 2,0 mm. Ø 6,6 - 6,9 mm.	17	R2156417	4,1 - 12,1		3600	5600	250	2.500
		23,5	R21564235	10,5 - 18,4				200	2.000

Hace falta boquilla especial.
It is necessary use a special nosepiece.



CONSULTE STOCK



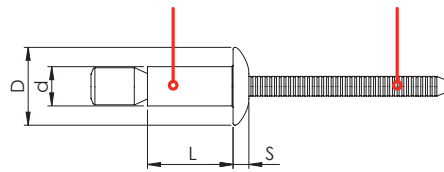
ACERO CINCADO
ZINC PLATED STEEL

ACERO CINCADO
ZINC PLATED STEEL



ACERO CINCADO
ZINC PLATED STEEL

ACERO CINCADO
ZINC PLATED STEEL



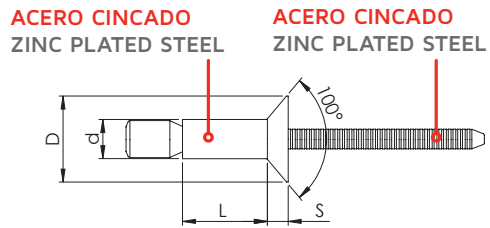
d Ø mm.	Dimensiones Sizes	L mm.	Código Code	mm.	€ 1000 PCS.	N	N	500	5.000
4,8	D= 10,0 mm. S= 2,2 mm. Ø 4,9 - 5,1 mm.	10	R21048100	1,6 - 6,9		4400	5700	500	5.000
		14	R21048140	1,6 - 11,0				500	5.000
6,4	D= 12,7 mm. S= 3,0 mm. Ø 6,6 - 6,9 mm.	14	R21064140	2,0 - 9,5		8200	10600	250	2.500
		20	R21064200	2,0 - 15,9				200	2.000
9,8	D= 19,0 mm. S= 4,4 mm. Ø 10,0 - 10,4 mm.	21	R21098210	3,1 - 14,5		24920	17800	50	500

Hace falta boquilla especial.
It is necessary use a special nosepiece.



CONSULTE STOCK





ACERO CINCADO
ZINC PLATED STEEL

ACERO CINCADO
ZINC PLATED STEEL



d Ø mm.	Dimensiones Sizes	L mm.	Código Code	mm.	€ 1000 PCS.	N	N	500	5.000
4,8	D= 8,8 mm. S= 1,8 mm. Ø 4,9 - 5,1 mm.	13	R2134813	3,2 - 8,4		4400	5700	500	5.000
		17	R2134817	7,7 - 12,7				500	5.000
6,4	D= 10,5 mm. S= 2,0 mm. Ø 6,6 - 6,9 mm.	17	R2136417	4,1 - 12,1		8200	10600	250	2.500
		23,5	R21364235	10,5 - 18,4				200	2.000

Hace falta boquilla especial.
It is necessary use a special nosepiece.



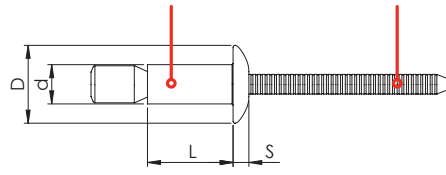
CONSULTE STOCK

ACERO INOXIDABLE A2
STAINLESS STEEL A2

ACERO INOXIDABLE A2
STAINLESS STEEL A2



ACERO INOXIDABLE A2 STAINLESS STEEL A2 ACERO INOXIDABLE A2 STAINLESS STEEL A2



d Ø mm.	Dimensiones Sizes	L mm.	Código Code	mm.	€ 1000 PCS.	N	N		
4,8	D= 9,5 mm. S= 2,2 mm. Ø 4,9 - 5,1 mm.	10,5	R2114810	1,6 - 6,9		4200	5800	500	5.000
		14,5	R2114814	1,6 - 11,0				500	5.000
6,4	D= 12,7 mm. S= 3,0 mm. Ø 6,6 - 6,9 mm.	14,5	R2116414	2,0 - 9,5		8000	10500	250	2.500
		20,5	R2116420	2,0 - 15,9				200	2.000
9,8	D= 19,0 mm. S= 4,4 mm. Ø 10,0 - 10,4 mm.	21	R2119821	3,1 - 14,5		19400	26000	50	500

Hace falta boquilla especial.
It is necessary use a special nosepiece.

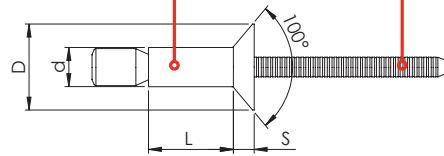


Video

CONSULTE STOCK



ACERO INOXIDABLE A2 STAINLESS STEEL A2



ACERO INOXIDABLE A2 STAINLESS STEEL A2

ACERO INOXIDABLE A2 STAINLESS STEEL A2



d Ø mm.	Dimensiones Sizes	L mm.	Código Code	mm.	€ 1000 PCS.	N	N	500	5.000
4,8	D= 9,0 mm. S= 1,8 mm. Ø 4,9 - 5,1 mm.	13	R2144813	3,2 - 8,4		4400	5700	500	5.000
		17	R2144817	7,7 - 12,7				500	5.000
6,4	D= 10,5 mm. S= 2,0 mm. Ø 6,6 - 6,9 mm.	17	R2146417	4,1 - 12,1		8200	10500	250	2.500
		23,5	R21464235	10,5 - 18,4				200	2.000

Hace falta boquilla especial.
It is necessary use a special nosepiece.



CONSULTE STOCK

Handwriting practice area with horizontal dotted lines.



Descripción:

El remache H-lock forma parte de la gama estructural con una excepcional resistencia a la tracción y al cizallamiento. El mandril moleteado permanece en el interior del tubo después de la aplicación, lo que garantiza una fijación fiable y resistente a las vibraciones.

Description:

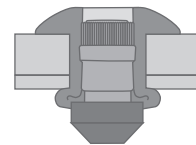
H-lock belongs to the high strength range of rivets with exceptional tensile and shear resistance. The horizontal knurling of the mandrel remains locked inside the tubular after the application ensuring reliable and vibration-resistant fastening.



Tipo de contra - cabeza:

Counterhead type:

Contra-cabeza a bulbo.
Bulb open counterhead.



Estanqueidad entre el cuerpo y el vástago.
Water tightness between body and mandrel.

NO

Aplicación:

Application:

Espesor total de al menos 1,5 mm.
Total thickness 1,5 mm.



Partes metálicas y componentes plásticos.
Metal sheet and plastic components.



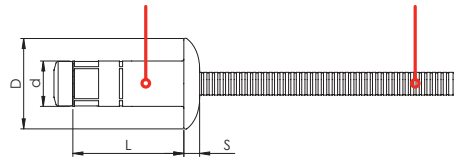
ALUMINIO 5% MG
ALUMINIUM 5% MG

ALUMINIO 7A03
ALUMINIUM 7A03



ALUMINIO 5% MG
ALUMINIUM 5% MG

ALUMINIO 7A03
ALUMINIUM 7A03



d Ø mm.	Dimensiones Sizes	L mm.	Código Code	E mm.	€ 1000 PCS.	N	N		
4,8	D= 9,5 mm. S= 2,4 mm. Ø 5,0 mm.	9	R06248090	1,5 - 3,5		2200	3000	500	5.000
		11,5	R06248115	3,5 - 6,0				500	5.000
		14	R06248140	6,0 - 8,5				500	5.000
		16,5	R06248165	8,5 - 11,0				500	5.000
		19	R06248190	11,0 - 13,5				250	2.500
6,4	D= 12,8 mm. S= 2,9 mm. Ø 6,5 - 6,7 mm.	9	R06264090	1,5 - 3,5		3700	5400	250	2.500
		10,5	R06264105	2,8 - 4,8				250	2.500
		12,5	R06264125	4,8 - 6,8				250	2.500
		14,5	R06264145	6,8 - 8,8				250	2.500
		16,5	R06264165	8,8 - 10,8				200	2.000
		18,5	R06264185	10,8 - 12,8				200	2.000
		20,5	R06264205	12,8 - 14,8				200	2.000

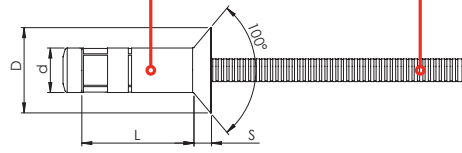


CONSULTE STOCK



ALUMINIO 5% MG
ALUMINIUM 5% MG

ALUMINIO 7A03
ALUMINIUM 7A03



ALUMINIO 5% MG
ALUMINIUM 5% MG

ALUMINIO 7A03
ALUMINIUM 7A03



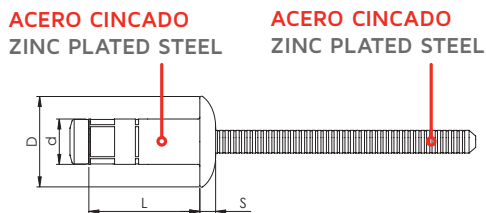
d Ø mm.	Dimensiones Sizes	L mm.	Código Code	E mm.	€ 1000 PCS.	N	N	Image 1	Image 2		
6,4	D= 10,5 mm. S= 2,1 mm. Ø 6,5 - 6,7 mm.	11,5	R06364115	3,8 - 5,8		3700	5400				
		13,5	R06364135	5,8 - 7,8						250	2.500
		15,5	R06364155	7,8 - 9,8						200	2.000
		17,5	R06364175	9,8 - 11,8						200	2.000
		19,5	R06364195	11,8 - 13,8						200	2.000
		21,5	R06364215	13,8 - 15,8						200	2.000
		23,5	R06364235	15,8 - 17,8						200	2.000



CONSULTE STOCK

ACERO CINCADO
ZINC PLATED STEEL

ACERO CINCADO
ZINC PLATED STEEL

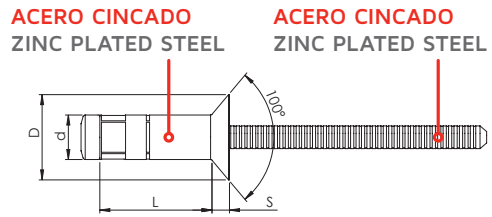


d Ø mm.	Dimensiones Sizes	L mm.	Código Code	mm.	€ 1000 PCS.	N	N	500	5.000
4,8	D= 9,5 mm. S= 2,4 mm. Ø 5,0 mm.	9	R0554890	1,5 - 3,5	3800	5700	500	5.000	
		11,5	R05548115	3,5 - 6,0			500	5.000	
		14	R0554814	6,0 - 8,5			250	2.500	
		16,5	R05548165	8,5 - 11,0			250	2.500	
		19	R0554819	11,0 - 13,5			250	2.500	
6,4	D= 12,8 mm. S= 2,9 mm. Ø 6,5 - 6,7 mm.	9	R0556490	1,5 - 3,5	6500	9000	250	2.500	
		10,5	R05564105	2,8 - 4,8			250	2.500	
		12,5	R05564125	4,8 - 6,8			250	2.500	
		14,5	R05564145	6,8 - 8,8			250	2.500	
		16,5	R05564165	8,8 - 10,8			200	2.000	
		18,5	R05564185	10,8 - 12,8			200	2.000	
		20,5	R05564205	12,8 - 14,8			200	2.000	
		22,5	R05564225	14,8 - 16,8			200	2.000	
		24,5	R05564245	16,8 - 18,8			200	2.000	
		26,5	R05564265	18,8 - 20,8			200	2.000	
		28,5	R05564285	20,8 - 22,8			200	2.000	
30,5	R05564305	22,8 - 24,8	200	2.000					
7,8	D= 16,0 mm. S= 3,6 mm. Ø 8,0 - 8,3 mm.	13	R05578130	4,0 - 7,0	9300	16000	50	500	
		16	R05578160	7,0 - 10,0			50	500	
		19	R05578190	10,0 - 13,0			50	500	
		22	R05578220	13,0 - 16,0			50	500	
		25	R05578250	16,0 - 19,0			50	500	
		28	R05578280	19,0 - 22,0			50	500	
		31	R05578310	22,0 - 25,0			50	500	



CONSULTE STOCK





ACERO CINCADO
ZINC PLATED STEEL

ACERO CINCADO
ZINC PLATED STEEL



d Ø mm.	Dimensiones Sizes	L mm.	Código Code	mm.	€ 1000 PCS.	N	N		
4,8	D= 9,0 mm. S= 2,0 mm. Ø 5,0 mm.	11,5	R06148115	3,5 - 6,0	3800	5700	500	5.000	
		14	R06148140	6,0 - 8,5			500	5.000	
		16,5	R06148165	8,5 - 11,0			500	5.000	
		19	R06148190	11,0 - 13,5			500	5.000	
6,4	D= 10,5 mm. S= 2,1 mm. Ø 6,5 - 6,7 mm.	11,5	R06164115	3,8 - 5,8	6500	9000	250	2.500	
		13,5	R06164135	5,8 - 7,8			250	2.500	
		15,5	R06164155	7,8 - 9,8			200	2.000	
		17,5	R06164175	9,8 - 11,8			200	2.000	
		19,5	R06164195	11,8 - 13,8			200	2.000	
		21,5	R06164215	13,8 - 15,8			200	2.000	
		23,5	R06164235	15,8 - 17,8			200	2.000	



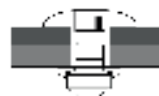
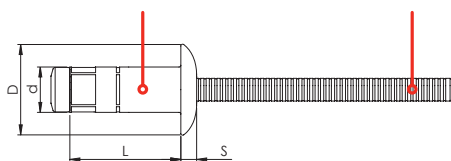
CONSULTE STOCK

ACERO INOXIDABLE A2
STAINLESS STEEL A2

ACERO INOXIDABLE A2
STAINLESS STEEL A2



ACERO INOXIDABLE A2 STAINLESS STEEL A2 ACERO INOXIDABLE A2 STAINLESS STEEL A2



d Ø mm.	Dimensiones Sizes	L mm.	Código Code	mm.	€ 1000 PCS.	N	N	500	5.000
4,8	D= 9,5 mm. S= 2,4 mm. Ø 5,0 mm.	9	R0584890	1,5 - 3,5		4000	5800	500	5.000
		11,5	R05848115	3,5 - 6,0				500	5.000
		14	R0584814	6,0 - 8,5				500	5.000
		16,5	R05848165	8,5 - 11,0				500	5.000
		19	R05848190	11,0 - 13,5				250	2.500
6,4	D= 12,8 mm. S= 2,9 mm. Ø 6,5 - 6,7 mm.	9	R0586490	1,5 - 3,5	8000	10000	250	2.500	
		10,5	R05864105	2,8 - 4,8			250	2.500	
		12,5	R05864125	4,8 - 6,8			250	2.500	
		14,5	R05864145	6,8 - 8,8			250	2.500	
		16,5	R05864165	8,8 - 10,8			200	2.000	
		18,5	R05864185	10,8 - 12,8			200	2.000	
		20,5	R05864205	12,8 - 14,8			200	2.000	
22,5	R05864225	14,8 - 16,9	200	2.000					
7,8	D= 16,0 mm. S= 3,8 mm. Ø 8,0 - 8,3 mm.	13	R05878130	4,0 - 7,0	9300	16000	50	500	
		16	R05878160	7,0 - 10,0			50	500	
		19	R05878190	10,0 - 13,0			50	500	
		22	R05878220	13,0 - 16,0			50	500	

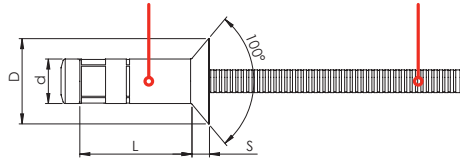


CONSULTE STOCK










ACERO INOXIDABLE A2 STAINLESS STEEL A2 ACERO INOXIDABLE A2 STAINLESS STEEL A2



ACERO INOXIDABLE A2
STAINLESS STEEL A2

ACERO INOXIDABLE A2
STAINLESS STEEL A2

d Ø mm.	Dimensiones Sizes	L mm.	Código Code	 mm.	€ 1000 PCS.	 N	 N			
6,4	D= 10,5 mm.	13,5	R06464135	5,8 - 7,8		8000	10000		250	2.500
	S= 2,1 mm.	15,5	R06464155	7,8 - 9,8					200	2.000
	Ø 6,5 - 6,7 mm.	17,5	R06464175	9,8 - 11,8					200	2.000



CONSULTE STOCK 

Handwriting practice area with horizontal dotted lines.



Descripción:

Superbulb es un remache estructural con una resistencia a la tracción y al cizallamiento muy alta. Soporta una amplia gama de espesores, bloqueable de 1,5 a 15,5 dependiendo del tamaño del producto. Excelente bombilla que durante su aplicación y cierre, forma una gran cabeza que bloquea mecánicamente en su lugar el mandril dentro del cuerpo. Superbulb es ideal para aplicaciones estancas gracias a su efectivo efecto sello.

Description:

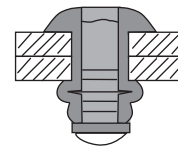
Superbulb is a structural rivet of high shear and tensile strength that supports a wide range of clamping thicknesses: from 1.5mm to 15.5mm depending on the size of the product. Superbulb, during its application and closure, forms a large head that mechanically blocks the mandrel inside the body thanks to the crimps in the tubular. Superbulb is ideal for watertight applications thanks to its effective sealing effect.



Tipo de contra - cabeza:

Counterhead type:

Contra-cabeza a bulbo.
Bulb open counterhead.



Estanqueidad entre el cuerpo y el vástago
Water tightness between body and mandrel.

SI

Aplicación:

Application:

Espesor total de al menos 1,5 mm.
Total thickness 1,5 mm.



Partes metálicas y componentes plásticos.
Metal sheet and plastic components.



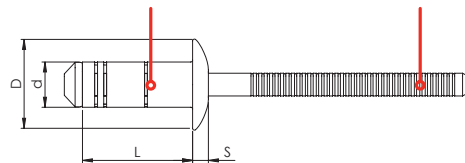
ACERO CINCADO
ZINC PLATED STEEL

ACERO CINCADO
ZINC PLATED STEEL



ACERO CINCADO
ZINC PLATED STEEL

ACERO CINCADO
ZINC PLATED STEEL



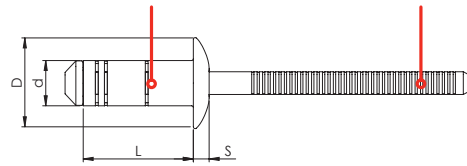
d Ø mm.	Dimensiones Sizes	L mm.	Código Code	E mm.	€ 1000 PCS.	N	N	Icon 1	Icon 2
4,8	D= 9,0 mm. S= 2,6 mm. Ø 5,0 - 5,2 mm.	10	R20048100	1,5 - 3,5		3500	3600	-	2.500
		13	R20048130	3,5 - 6,0			4000	-	2.500
		15	R20048150	6,0 - 8,0			5600	-	2.500
6,4	D= 12,5 mm. S= 3,0 mm. Ø 6,6 - 7,0 mm.	13	R20064130	2,0 - 4,5		8000	8500	-	1.500
		17	R20064170	4,5 - 7,0				-	1.500
		20	R20064200	7,0 - 10,5				-	1.000
		23	R20064230	10,5 - 13,0			11000	-	1.000
		25	R20064250	13,0 - 15,5				-	500



CONSULTE STOCK



ACERO INOXIDABLE A2 / STAINLESS STEEL A2



ACERO INOXIDABLE A2 / STAINLESS STEEL A2

ACERO INOXIDABLE A2 / STAINLESS STEEL A2




d Ø mm.	Dimensiones Sizes	L mm.	Código Code	mm.	€ 1000 PCS.				
4,8	D= 9,0 mm. S= 2,6 mm. Ø 5,0 - 5,2 mm.	10	R22048100	1,5 - 3,5	5400	4400	-	2.500	
		13	R22048130	3,5 - 6,0			-	2.500	
		15	R22048150	6,0 - 8,0			-	2.500	
6,4	D= 12,5 mm. S= 3,0 mm. Ø 6,6 - 7,0 mm.	13	R22064130	2,0 - 4,5	8800	9800	-	1.500	
		17	R22064170	4,5 - 7,0			-	1.500	
		20	R22064200	7,0 - 10,5			-	1.000	
		23	R22064230	10,5 - 13,0			-	1.000	
		25	R22064250	13,0 - 15,5			-	500	



CONSULTE STOCK

Handwriting practice area with horizontal dotted lines.



Descripción:

El Twin-lock es un remache estructural único en su función. La doble cabeza de cierre que se forma después de la aplicación, hace que la sujeción sea extremadamente intacta y fiable. La cabeza especial en forma de bulbo del vástago, se deforma creando un contra-cabezal que impide su extracción excepto con equipos especiales. Twin-lock es ideal para su aplicación en todo tipo de metales, plásticos y materiales compuestos y ofrece una alta resistencia a la tracción y un amplio espesor de sujeción; además, su mecanismo de bloqueo protege la aplicación de la corrosión.

Description:

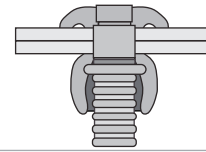
Twin-lock is a unique structural rivet in its function. The double locking head formed after its application, makes the clamping extremely intact and reliable. The particular bulb-shaped head of the mandrel deforms creating a counter-head which prevents its removal, possible only with appropriate equipment. Twin-lock is ideal for application on all types of metal, plastic and composites and offers a high tensile strength and a wide clamping thickness; moreover, its locking mechanism protects the application from corrosion.



Tipo de contra - cabeza:

Counterhead type:

Contra-cabeza a bulbo.
Bulb open counterhead.



Estanqueidad entre el cuerpo y el vástago
Water tightness between body and mandrel.

NO

Aplicación:

Application:

Espesor total de al menos 2.0 mm.
Total thickness 2,0 mm.



Partes metálicas y componentes plásticas.
Metal sheet, plastic components and composite materials.



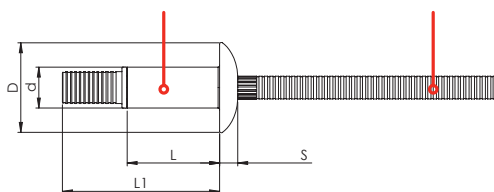
ACERO CINCADO
ZINC PLATED STEEL

ACERO CINCADO
ZINC PLATED STEEL



ACERO CINCADO
ZINC PLATED STEEL

ACERO CINCADO
ZINC PLATED STEEL



d Ø mm.	Dimensiones Sizes	L mm.	L1 mm.	Código Code	E mm.	€ 1000 PCS.	N	N	Image	Image
6,4	D= 13,0 mm. S= 3,0 mm. Ø 6,6 - 7,0 mm.	14,2	25,9	R20164142	2,0 - 9,5		8450	15570	-	1.500
		15,8	27,4	R20164158	4,7 - 11,1				-	1.500
		20,6	32,2	R20164206	9,5 - 15,9				-	1.000
		23,7	35,4	R20164237	12,7 - 19,1				-	1.000
		26,9	38,6	R20164269	15,9 - 22,2				-	500

No es necesaria boquilla especial para su instalación.
It is not necessary a special nosepiece for its installation.



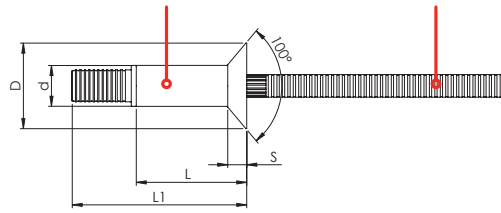
CONSULTE STOCK





ACERO CINCADO
ZINC PLATED STEEL

ACERO CINCADO
ZINC PLATED STEEL



ACERO CINCADO
ZINC PLATED STEEL

ACERO CINCADO
ZINC PLATED STEEL

d Ø mm.	Dimensiones Sizes	L mm.	L1 mm.	Código Code	E mm.	€ 1000 PCS.	N	N		
6,4	D= 10,6 mm. S= 2,1 mm. Ø 6,6 - 7,0 mm.	14,2	25,0	R20664142	4,0 - 12,0		8450	15570	-	1.500

No es necesaria boquilla especial para su instalación.
It is not necessary a special nosepiece for its installation.

Video

CONSULTE STOCK

Descripción:

El remache B-rivet es el más resistente en comparación con todos los remaches estructurales de nuestra gama. La ventaja es que la sujeción está garantizada incluso con cualquier vibración fuerte, ofreciendo un mayor rendimiento en el menor tiempo posible. No es necesario de un operario experto para su instalación, ya que el remachado se realiza según el procedimiento de la remachadora convencional. El resultado es de un alto nivel en poco tiempo y un rendimiento excelente.

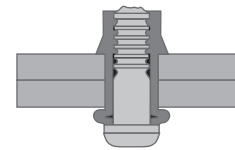
Description:

The B-Rivet rivet is the rivet with the highest values of shear and tensile strength of the structural range. With this product the problem of resistance to vibrations is completely eliminated thanks to the rolled mandrel which, once applied, remains inside the body.



Tipo de contra - cabeza:
Counterhead type:

Contra-cabeza estándar.
Standard counterhead.



Estanqueidad entre el cuerpo y el vástago.
Water tightness between body and mandrel.

NO

Aplicación:
Application:

Espesor total de al menos 4.0 mm.
Total thickness 4,0 mm.



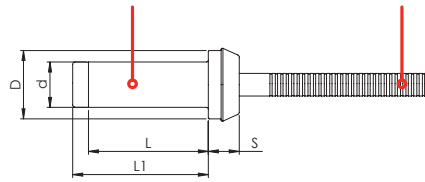
Partes metálicas.
Metal sheet.





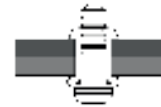
ACERO CINCADO
ZINC PLATED STEEL

ACERO PAVONADO
BLUED STEEL



ACERO CINCADO
ZINC PLATED STEEL

ACERO PAVONADO
BLUED STEEL



d Ø mm.	Dimensiones Sizes	L mm.	L1 mm.	Código Code	E mm.	€ 1000 PCS.	N	N	Image	Image
6,4	D= 9,65 mm. S= 5,7 mm. Ø 7,0 mm.	11,7	15,7	R20264117	2,4 - 4,0	14450	22670	-	2.000	
		13,3	17,3	R20264133	4,0 - 5,6			-	2.000	
		14,9	18,9	R20264149	5,6 - 7,1			-	2.000	
		16,5	20,5	R20264165	7,1 - 8,7			-	1.500	
		18	22,1	R20264180	8,7 - 10,3			-	1.500	
		19,6	23,7	R20264196	10,3 - 11,9			-	1.500	
		21,2	25,3	R20264212	11,9 - 13,5			-	1.500	
		22,8	26,9	R20264228	13,5 - 15,1			-	1.500	
		24,4	28,5	R20264244	15,1 - 16,7			-	1.500	
		26	30	R20264260	16,7 - 18,3			-	1.000	
27,6	31,6	R20264276	18,3 - 19,9	-	1.000					
7,9	D= 12,2 mm. S= 7,1 mm. Ø 8,9 mm.	17,6	22,2	R20279176	4,8 - 7,9	23120	35810	-	1.000	
		20,8	25,4	R20279208	7,9 - 11,1			-	1.000	
		24	28,5	R20279240	11,1 - 14,3			-	500	
		27,2	31,8	R20279272	14,3 - 17,4			-	500	
		30,4	34,9	R20279304	17,4 - 20,6			-	500	
		33,5	38,1	R20279335	20,6 - 23,8			-	500	
		36,7	41,3	R20279367	23,8 - 27,0			-	500	
9,5	D= 14,3 mm. S= 8,3 mm. Ø 10,5 mm.	19,5	24,6	R20295195	4,8 - 7,9	32230	49340	-	500	
		22,6	27,8	R20295226	7,9 - 11,1			-	500	
		25,8	31	R20295258	11,1 - 14,3			-	200	
		29	34,1	R20295290	14,3 - 17,4			-	200	
		32,2	37,3	R20295322	17,4 - 20,6			-	100	
		35,3	40,5	R20295353	20,6 - 23,8			-	100	
		38,5	43,7	R20295385	23,8 - 27,0			-	100	
		41,7	46,8	R20295417	27,0 - 30,1			-	100	
		44,9	50	R20295449	30,1 - 33,3			-	100	



CONSULTE STOCK



Descripción:

Diseñado originalmente como sujeción para grandes paneles de madera contrachapada instalados en camiones. Floorply es el único remache que elimina el proceso de avellanado previo del agujero porque el tubular está construido para un hundimiento controlado y equilibrado en el material. No está ni demasiado apretado ni demasiado holgado, a diferencia de los tornillos, y es ideal para fijar madera contrachapada y chapas de metal como los suelos de los vehículos comerciales.

Description:

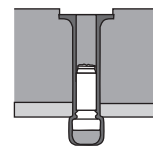
Originally designed as a fixture for large-sized plywood panels installed in trucks. Floorply is the only rivet that eliminates the process of precountersunk, because of its self-countersinking head controlled and balanced sinking in the material. The body goes into the ply material balanced and controlled, resulting neither loose nor too tight, unlike screws, and is ideal for fixing plywood and metal sheets such as long vehicle platforms.



Tipo de contra - cabeza:

Counterhead type:

Contra-cabeza estándar.
Standard counterhead.



Estanqueidad entre el cuerpo y el vástago.
Water tightness between body and mandrel.

SI/YES

Aplicación:

Application:

Espesor total de al menos 15.0 mm.
Total thickness 15,0 mm.



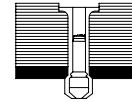
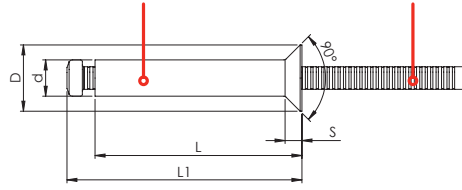
Aplicable en materiales blandos y madera.
Applicable on thin materials and wood.





ACERO CINCADO
ZINC PLATED STEEL

ACERO CINCADO
ZINC PLATED STEEL



ACERO CINCADO
ZINC PLATED STEEL

ACERO CINCADO
ZINC PLATED STEEL

d Ø mm.	Dimensiones Sizes	L mm.	L1 mm.	Código Code	E mm.	€ 1000 PCS.	N	N	Image	Image
6,4	D= 16,0 mm. S= 4,5 mm.  Ø 6,7 - 6,9 mm.	32	42	R20564420	15,0 - 24,0		8000	11000	-	500
		43	53	R20564530	24,0 - 35,0				-	500
8,0	D= 17,0 mm. S= 5,5 mm.  Ø 8,3 - 8,6 mm.	45	54	R20580540	24,0 - 35,0		13344	19126	-	500



CONSULTE STOCK



Descripción:

El remache Doublemate es un remache de aluminio y acero que consta de dos partes separadas: Remache desgarrable + tubular. Esta combinación permite la fijación de un gran espesor que se puede fijar sobre una gran superficie de forma homogénea en ambos lados. Su técnica de conformación y fijación permite la aplicación sobre materiales ligeros, frágiles o blandos como el aluminio, la madera, la fibra de vidrio y el plástico.

Description:

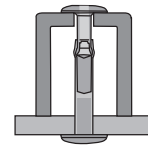
Doublemate rivet is an aluminium or steel rivet divided in two separate parts: A blind rivet + one separate tubular. This combination allows the fixing of a wide grip that can be fixed on a large surface homogeneously on both sides. Its conformation and fixing technique allows the application on light, brittle or soft materials such as aluminium, wood, fiberglass and plastic.



Tipo de contra - cabeza:

Counterhead type:

Doble cabeza alomada.
Double dome head.



Estanqueidad entre el cuerpo y el vástago
Water tightness between body and mandrel.

NO

Aplicación:

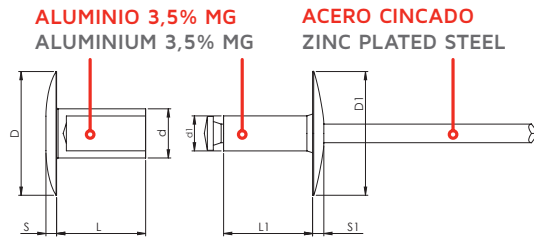
Application:

Espesor total de al menos 15.0 mm.
Total thickness 15,00 mm.



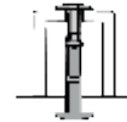
Aplicable en materiales blandos.
Applicable on thin materials.





ALUMINIO 3,5% MG
ALUMINIUM 3,5% MG

ACERO CINCADO
ZINC PLATED STEEL



\varnothing mm.	Dimensiones Sizes	L mm.	L1 mm.	Código Code	mm.	€ 1000 PCS.	
4,8	D= 9,5 mm S= 1,4 mm d= 4,8 mm Ø 6,4 mm.	14,8	13,3	R20448148	15,8 - 19,0	-	3.000
		16,4		R20448164	17,5 - 22,2	-	3.000
		20,9		R20448209	22,2 - 27,0	-	2.000
		25,7		R20448257	27,0 - 31,7	-	2.000
	D1= 9,50 mm S1= 1,4 mm d1= 3,2 mm Ø 3,3 mm	30,5		R20448305	31,7 - 36,5	-	1.500
		35,2		R20448352	36,5 - 41,3	-	1.500
		40		R20448400	41,3 - 46,0	-	1.500
		6,4		D= 16,0 mm S= 2,4 mm d= 6,4 mm Ø 7,8 mm	14,7	11,23	R20464147
17,6	R20464176		19,0 - 22,2		-		2.000
20,8	R20464208		22,2 - 28,6		-		1.500
27,2	R20464272		28,6 - 34,9		-		1.500
D1= 16,0 mm S1= 2,4 mm d1= 4,8 mm Ø 4,9 mm	33,5		R20464335	34,9 - 41,3	-		1.000
	39,9		R20464399	41,3 - 47,6	-		1.000
	46,2		R20464462	47,6 - 54,0	-		500
	52,6		R20464525	54,0 - 60,3	-		500



CONSULTE STOCK

Descripción:

Remache de golpe diseñado para una amplia gama de aplicaciones en el sector de la construcción. No requiere el uso de la herramienta de remachado porque el vástago en acero inoxidable, se introduce en el cuerpo de aluminio del remache con un golpe de martillo, que a su vez se abre en 3 partes sujetándose a la superficie posterior.

Description:

Blind rivet designed for a wide range of use in the construction sector. It does not require the use of the riveting tool because the spindle in stainless A2, slips into the rivet aluminum body with a hammer blow, which in turn opens into 3 parts clinging to the outer surface.



Tipo de contra - cabeza:

Counterhead type:

Contra - cabeza estándar (abierta).
Open counterhead.



Medium resistance application no through hole:

Aplicaciones de media resistencia agujero ciego:

Espesores desde al menos ≥ 4 mm.
Total thickness ≥ 4 mm.

Todo tipo de materiales fibrosos, paredes y tejados.
All types of metals profiles to fibrous surfaces or walls or roofs.

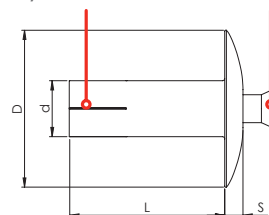


Consulte con nuestro personal de ventas si su aplicación no es estándar.
Please contact our sales department if your application is not standard.



ALUMINIO 3,5% MG
ALUMINIUM 3,5% MG

ACERO INOXIDABLE A2
STAINLESS STEEL A2



ALUMINIO 3,5% MG
ALUMINIUM 3,5% MG

ACERO INOXIDABLE A2
STAINLESS STEEL A2

d Ø mm.	Dimensiones Sizes	L mm.	Código Code	mm.	€ 1000 PCS.	N		N	
4,8	D= 16,0 mm. S= 2,2 mm. Ø 4,9 mm.	8	R0454808	4,0 - 6,0		2000	3200	250	2.500
		10	R0454810	6,0 - 8,0				250	2.500
		12	R0454812	8,0 - 10,0				250	2.500
		14	R0454814	10,0 - 12,0				250	2.500
		16	R0454816	12,0 - 14,0				250	2.500
		18	R0454818	14,0 - 16,0				250	2.500
		20	R0454820	16,0 - 18,0				250	2.500
		25	R0454825	21,0 - 23,0				250	2.500
		30	R0454830	26,0 - 28,0				250	2.500
		35	R0454835	31,0 - 33,0				250	2.500
		40	R0454840	35,5 - 37,0				250	2.500
		50	R0454850	45,5 - 47,0				250	2.500



CONSULTE STOCK



Handwriting practice area with horizontal dotted lines.



Descripción:

Speed-riv es un sistema innovador de remachado repetido. La forma especial de la bombilla del cabezal con un tamaño reducido, además de garantizar un apriete óptimo, ofrece más espacio libre que los sistemas de fijación convencionales. Este sistema permite que el proceso de instalación sea monitoreado constantemente y elimina problemas con la calibración de la herramienta. Nuestros sistemas Speed-riv pueden suministrarse en cajas de cartón precargadas o cartuchos, lo que puede acelerar considerablemente el proceso de instalación.

Description:

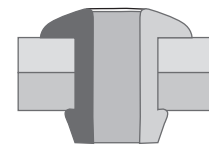
Speed-riv is a rapid riveting system. The particular bulb shape of the counter-head offers a reduced footprint, an excellent tightening and more free space compared to any conventional fastening systems. This system allows a constant and reliable check of the installation process and eliminates the calibration problems of the equipment. Our Speed-riv systems can be supplied in carton boxes or paper pod, which allow to accelerate the mandrel refilling process.



Tipo de contra - cabeza:

Counterhead type:

Contra-cabeza a bulbo.
Bulb counterhead.



Estanqueidad entre el cuerpo y el vástago.
Water tightness between body and mandrel.

NO

Aplicación:

Application:

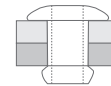
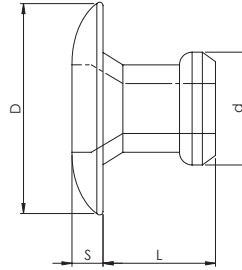
Espesor total de al menos 5.0 mm.
Total thickness 0,5 mm.



Metal, plástico y aleaciones de aluminio.
Metal, plastic and aluminium alloy.



ALUMINIO
ALUMINIUM



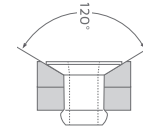
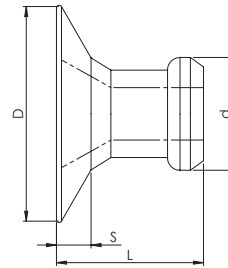
d Ø mm.	Dimensiones Sizes	L mm.	Código Code	E mm.	€ 1000 PCS.	N	N		
3,2	D= 6,5 mm. S= 1,0 mm. Ø 3,3 mm.	3,8	S00332038	0,6 - 1,9	1050	680	59	10.000	
		4,3	S00332043	1,1 - 2,4			58	10.000	
		4,8	S00332048	1,6 - 2,9			50	10.000	
		5,3	S00332053	2,1 - 3,4			48	10.000	
		6,4	S00332064	3,1 - 4,4			42	10.000	
		7,4	S00332074	4,2 - 5,4			37	10.000	
		8,4	S00332084	5,2 - 6,5			33	10.000	
		9,4	S00332094	6,2 - 7,5			29	10.000	
4,0	D= 8,2 mm. S= 1,0 mm. Ø 4,0 mm.	4,9	S00340049	1,6 - 2,9	1620	1000	52	10.000	
		5,4	S00340054	2,1 - 3,4			49	10.000	
		5,9	S00340059	2,6 - 3,9			44	10.000	
		6,9	S00340069	3,6 - 4,9			39	10.000	
		7,9	S00340079	4,6 - 5,9			34	10.000	
		8,9	S00340089	5,7 - 7,0			31	10.000	
		9,9	S00340099	6,7 - 8,0			26	10.000	
		11	S00340110	7,7 - 9,0			24	10.000	
4,8	D= 9,7 mm. S= 1,2 mm. Ø 4,9 mm.	5,4	S00348054	1,6 - 3,3	1740	1300	46	10.000	
		6,1	S00348061	2,0 - 3,9			42	10.000	
		7,3	S00348073	3,7 - 5,2			35	10.000	
		8,6	S00348086	4,9 - 6,5			31	10.000	
		9,9	S00348099	6,2 - 7,8			27	10.000	
		11,2	S00348112	7,5 - 9,0			24	10.000	
		12,4	S00348124	8,8 - 10,3			22	10.000	
		13,5	S00348135	10,0 - 11,5			20	10.000	

Bajo petición se puede suministrar con vástago.
On request can be supplied with mandrel.



CONSULTE STOCK





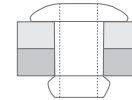
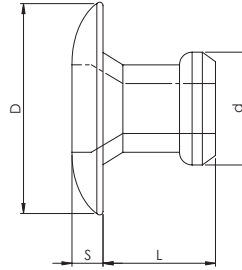
d Ø mm.	Dimensiones Sizes	L mm.	Código Code	E mm.	€ 1000 PCS.	N	N		
3,2	D= 6,0 mm. S= 0,9 mm. Ø 3,3 mm.	4,8	S00432048	1,5 - 2,8		1050	680	64	10.000
		5,8	S00432058	2,5 - 3,8				52	10.000
		6,8	S00432068	3,6 - 4,8				44	10.000
		7,8	S00432078	4,6 - 5,8				38	10.000
		8,8	S00432088	5,6 - 6,9				33	10.000
4,0	D= 8,2 mm. S= 1,0 mm. Ø 4,0 mm.	5,2	S00440052	1,6 - 2,9		1620	1300	59	10.000
		5,7	S00440057	2,2 - 3,4				54	10.000
		6,2	S00440062	2,6 - 3,9				49	10.000
		7,2	S00440072	3,7 - 4,9				42	10.000
		8,2	S00440082	4,7 - 6,0				36	10.000
		9,2	S00440092	5,7 - 7,0				32	10.000

Bajo petición se puede suministrar con vástago.
On request can be supplied with mandrel.



CONSULTE STOCK

ACERO CINCADO
ZINC PLATED STEEL



d Ø mm.	Dimensiones Sizes	L mm.	Código Code	E mm.	€ 1000 PCS.	N	N		
3,2	D= 6,5 mm. S= 1,0 mm. Ø 3,3 mm.	3,8	S00132038	0,6 - 1,9	1720	1050	59	10.000	
		4,3	S00132043	1,1 - 2,4			58	10.000	
		4,8	S00132048	1,6 - 2,9			50	10.000	
		5,3	S00132053	2,1 - 3,4			48	10.000	
		6,4	S00132064	3,1 - 4,4			42	10.000	
		7,4	S00132074	4,2 - 5,4			37	10.000	
		8,4	S00132084	5,2 - 6,5			33	10.000	
		9,4	S00132094	6,2 - 7,5			29	10.000	
		10,4	S00132104	7,2 - 8,5			26	10.000	
4,0	D= 8,2 mm. S= 1,0 mm. Ø 4,0 mm.	4,9	S00140049	1,6 - 2,9	2690	1500	52	10.000	
		5,4	S00140054	2,1 - 3,4			49	10.000	
		5,9	S00140059	2,6 - 3,9			44	10.000	
		6,9	S00140069	3,6 - 4,9			39	10.000	
		7,9	S00140079	4,6 - 5,9			34	10.000	
		8,9	S00140089	5,7 - 7,0			31	10.000	
		9,9	S00140099	6,7 - 8,0			26	10.000	
		11	S00140110	7,7 - 9,0			24	10.000	
4,8	D= 9,7 mm. S= 1,2 mm. Ø 4,9 mm.	5,4	S00148054	1,6 - 3,3	3600	2100	46	10.000	
		6,1	S00148061	2,0 - 3,9			42	10.000	
		7,3	S00148073	3,7 - 5,2			35	10.000	
		8,6	S00148086	4,9 - 6,5			31	10.000	
		9,9	S00148099	6,2 - 7,8			27	10.000	
		11,2	S00148112	7,5 - 9,0			24	10.000	
		12,4	S00148124	8,8 - 10,3			22	10.000	

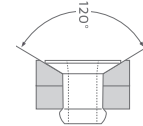
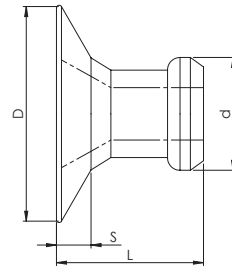
Bajo petición se puede suministrar con vástago.
On request can be supplied with mandrel.



CONSULTE STOCK



ACERO CINCO
ZINC PLATED STEEL




d Ø mm.	Dimensiones Sizes	L mm.	Código Code	E mm.	€ 1000 PCS.	N	N		
3,2	D= 6,0 mm. S= 0,9 mm. Ø 3,3 mm.	4,8	S00232048	1,5 - 2,8		1720	1050	64	10.000
		5,8	S00232058	2,5 - 3,8				52	10.000
		6,8	S00232068	3,6 - 4,8				44	10.000
		7,8	S00232078	4,6 - 5,8				38	10.000
		8,8	S00232088	5,6 - 6,9				33	10.000
4,0	D= 8,2 mm. S= 1,0 mm. Ø 4,0 mm.	5,2	S00240052	1,6 - 2,9		2690	1500	59	10.000
		5,7	S00240057	2,2 - 3,4				54	10.000
		6,2	S00240062	2,6 - 3,9				49	10.000
		7,2	S00240072	3,7 - 4,9				42	10.000
		8,2	S00240082	4,7 - 6,0				36	10.000
		9,2	S00240092	5,7 - 7,0				32	10.000

Bajo petición se puede suministrar con vástago.
On request can be supplied with mandrel.



CONSULTE STOCK

Handwriting practice area with horizontal dotted lines.



Descripción:

Speed-vert es un sistema de remachado con repetición. Este sistema le permite controlar el proceso de instalación de manera constante y calibrado porque, su luz pero reduce la posibilidad de que se produzcan daños en el o desmenuzar los materiales sofisticados. Speed-vert ofrece un llenado máximo del agujero con un considerable ahorro de tiempo y costes. Nuestros sistemas Speed-vert se pueden suministrar sueltos o en cartuchos precargados, lo que acelera el proceso de recarga del husillo.

Description:

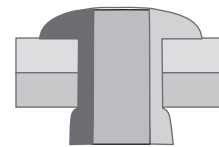
Speed-vert is a rapid riveting system. This system allows to control the installation process constantly. Its light but consistent clamping reduces the possibility of damaging or crumbling soft materials. Speed-vert offers maximum hole filling with significant time and cost savings. Our Speed-vert systems can be supplied in carton boxes or paper pod, which allow to accelerate the mandrel refilling process.



Tipo de contra - cabeza:

Counterhead type:

Contra-cabeza estandar.
Standard counterhead.



Estanqueidad entre el cuerpo y el vástago.
Water tightness between body and mandrel.

NO

Aplicación:

Application:

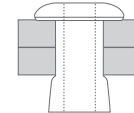
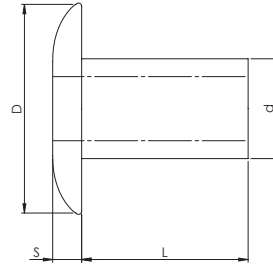
Espesor total de al menos 5,0 mm.
Total thickness 0,5 mm.



Metal, plástico y aleaciones de aluminio.
Metal, plastic and aluminium alloy.



ALUMINIO
ALUMINIUM



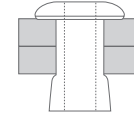
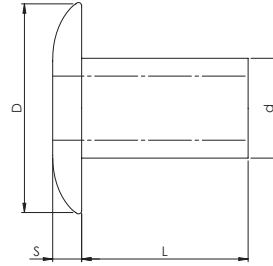
d Ø mm.	Dimensiones Sizes	L mm.	Código Code	mm.	€ 1000 PCS.	N	N		
3,2	D= 5,5 mm. S= 1,1 mm. Ø 3,3 mm.	3,2	SA0232032	0,0 - 1,6			500	71	10.000
		4,7	SA0232047	1,6 - 3,2				51	10.000
		6,3	SA0232063	3,2 - 4,7				39	10.000
		7,9	SA0232079	4,7 - 6,3				32	10.000
		9,5	SA0232095	6,3 - 7,9				27	10.000
		11,1	SA0232111	7,9 - 9,5				25	10.000
4,0	D= 6,5 mm. S= 1,5 mm. Ø 4,1 mm.	4,7	SA0240047	1,5 - 3,2			700	47	10.000
		6,4	SA0240063	3,2 - 4,7				38	10.000
		7,9	SA0240079	4,7 - 6,3				31	10.000
		9,5	SA0240095	6,3 - 7,9				27	10.000
		11,1	SA0240111	7,9 - 9,5				23	10.000
		12,7	SA0240127	9,5 - 11,1				21	10.000
		14,4	SA0240144	11,1 - 12,7				20	10.000
16	SA0240160	12,7 - 14,3	18	10.000					
4,8	D= 8,9 mm. S= 1,8 mm. Ø 4,9 mm.	4	SA0248040	0,0 - 1,6			1000	50	10.000
		5,5	SA0248055	1,6 - 3,2				38	10.000
		7,1	SA0248071	3,2 - 4,7				33	10.000
		8,7	SA0248087	4,7 - 6,3				28	10.000
		10,3	SA0248103	6,3 - 7,9				24	10.000
		11,9	SA0248119	7,5 - 9,5				21	10.000
		13,5	SA0248135	9,5 - 11,1				19	10.000
		15,1	SA0248151	11,1 - 12,7				17	10.000

Bajo petición se puede suministrar con vástago.
On request can be supplied with mandrel.



CONSULTE STOCK

ACERO CINCADO
ZINC PLATED STEEL



d Ø mm.	Dimensiones Sizes	L mm.	Código Code	mm.	€ 1000 PCS.	N	N		
3,2	D= 5,5 mm. S= 1,1 mm. Ø 3,3mm.	3,2	SA0132032	0,0 - 1,6			1100	71	10.000
		4	SA0132040	0,8 - 2,4				57	10.000
		4,8	SA0132048	1,6 - 3,2				51	10.000
		6,4	SA0132064	3,2 - 4,7				39	10.000
		7,9	SA0132079	4,7 - 6,3				32	10.000
		9,5	SA0132095	6,3 - 7,9				27	10.000
4,0	D= 6,5 mm. S= 1,5 mm. Ø 4,1 mm.	4,8	SA0140048	1,6 - 3,2			1300	47	10.000
		6,4	SA0140064	3,2 - 4,7				38	10.000
		7,9	SA0140079	4,7 - 6,3				31	10.000
		9,5	SA0140095	6,3 - 7,9				27	10.000
		11,1	SA0140111	7,9 - 9,5				23	10.000
		12,7	SA0140127	9,5 - 11,1				21	10.000
4,8	D= 8,9 mm. S= 1,8 mm. Ø 4,9 mm.	4	SA0148040	0,0 - 1,6			2500	50	10.000
		5,6	SA0148056	1,6 - 3,2				38	10.000
		7,2	SA0148072	3,2 - 4,7				33	10.000
		8,8	SA0148088	4,7 - 6,3				28	10.000
		10	SA0148100	6,3 - 7,9				24	10.000
		12	SA0148120	7,5 - 9,5				21	10.000
		13,5	SA0148135	9,5 - 11,1				19	10.000
		15,1	SA0148151	11,1 - 12,7				17	10.000

Bajo petición se puede suministrar con vástago.
On request can be supplied with mandrel.



CONSULTE STOCK

Descripción:

Speed-screw es un sistema de remachado de rosca repetitiva que tiene la ventaja de que se puede quitar y volver a fijar con una simple llave hexagonal; de hecho, en el momento de la aplicación, su cuerpo crea automáticamente la rosca en el material huésped. Este sistema permite controlar el proceso de instalación de forma constante y reduce significativamente el tiempo de trabajo ya que el material no tiene que ser roscado previamente. Nuestro sistema Speed-screw puede ser suministrado en cajas de cartón o cartuchos precargados, que tienen la ventaja de acelerar el proceso de recarga del husillo, y es compatible con los más sofisticados sistemas de aplicación automática. Disponible en varias longitudes, garantiza una elevada carga de sujeción y es resistente a las vibraciones.

Description:

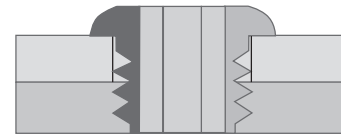
Speed-screw is a threaded riveting system with repetition that has the advantage of being able to be removed and fixed again with a simple hexagonal key; in fact, at the time of application, its body automatically creates the thread in the host material. This system allows to control the installation process in a constant way and significantly reduces working times as the material must not be pre-threaded. Our Speed-screw system can be supplied in carton boxes or paper pod, which have the advantage of accelerating the spindle refilling process, and are also compatible with the most sophisticated automatic application systems. Available in various lengths, it guarantees a high clamping load and is resistant to vibrations.



Tipo de contra - cabeza:

Counterhead type:

Cuerpo autoroscante.
Self-tapping body.



Estanqueidad entre el cuerpo y el vástago.
Water tightness between body and mandrel.

NO

Aplicación:

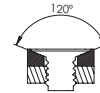
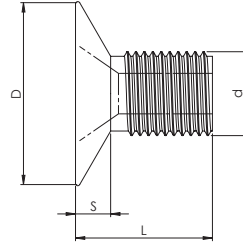
Application:

Espesor total de al menos 1.0 mm.
Total thickness 1,0 mm.



Metal, plástico y aleaciones de aluminio.
Metal, plastic and aluminium alloy.

ACERO CINCO
ZINC PLATED STEEL




d Ø mm.	Dimensiones Sizes	L mm.	Código Code	mm.	€ 1000 PCS.	N	N		
3,0	D= 5,9 mm. Ø 3,1 mm.	5,2	SB0130052	1,6 - 2,8	800	900	62	10.000	
		6,2	SB0130062	1,6 - 3,8			52	10.000	
		7,2	SB0130072	1,6 - 4,8			43	10.000	
		8,2	SB0130082	1,6 - 5,8			38	10.000	
		9,2	SB0130092	1,6 - 6,8			34	10.000	
		10,1	SB0130101	1,6 - 7,8			30	10.000	
		13,1	SB0130131	1,6 - 10,7			23	10.000	
3,5	D= 6 mm. Ø 3,5 mm.	5,2	SB0135052	1,6 - 2,8	1000	1000	62	10.000	
		6,2	SB0135062	1,6 - 3,8			52	10.000	
		7,2	SB0135072	1,6 - 4,8			43	10.000	
		8,2	SB0135082	1,6 - 5,8			38	10.000	
		9,2	SB0135092	1,6 - 6,8			34	10.000	
		10,1	SB0135101	1,6 - 7,8			30	10.000	
		14,1	SB0135141	1,6 - 11,7			21	10.000	
4,0	D= 6,2 mm. Ø 4,2 mm.	5,2	SB0140052	1,6 - 2,8	1200	1300	62	10.000	
		6,2	SB0140062	1,6 - 3,8			52	10.000	
		7,2	SB0140072	1,6 - 4,8			43	10.000	
		8,2	SB0140082	1,6 - 5,8			38	10.000	
		9,2	SB0140092	1,6 - 6,8			34	10.000	
		10,1	SB0140101	1,6 - 7,8			30	10.000	
		12,1	SB0140121	1,6 - 9,8			25	10.000	

Bajo petición se puede suministrar con vástago.
On request can be supplied with mandrel.



CONSULTE STOCK

Handwriting practice area with horizontal dotted lines.



REMACHES TUDELA

REMACHES



BLIND RIVETS

PERNOS COLLARÍN



LOCK BOLTS

TUERCAS
REMACHABLES



RIVET NUTS

REMACHADORAS



RIVETING TOOLS



¡FABRICACIÓN
PROPIA!

OWN
PRODUCTION!

Descripción:

Es un cierre fiable y seguro que ofrece la más amplia gama de espesores de sujeción. Supergrip tiene una fuerza de sujeción muy alta y es resistente a las vibraciones. Compuesto de 2 partes, puede ser instalado con extrema facilidad y rapidez. Supergrip es versátil, sólido, seguro y extremadamente resistente.

Description:

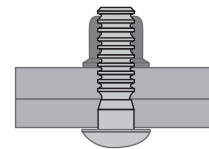
Supergrip is a reliable and safe tear-off bolt that offers the widest range of clamping thicknesses. Supergrip performs a tightening of very high strength and is resistant to vibrations. Composed of 2 components, it can be installed with extreme ease and speed. Supergrip is versatile, solid, safe and extremely resistant.



Tipo de contra - cabeza:

Counterhead type:

Contra-cabeza con collarín.
Collar counterhead.



Estanqueidad entre el cuerpo y el vástago.
Water tightness between body and mandrel.

NO

Aplicación:

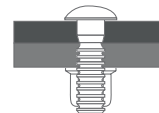
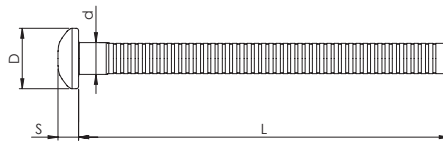
Application:

Esesor total de al menos 1.6 mm.
Total thickness 1,6 mm.

Partes metálicas.
Metal sheets.

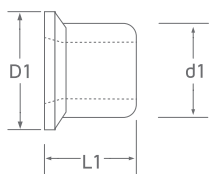


ACERO CINCADO
ZINC PLATED STEEL

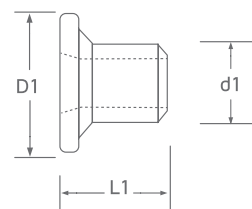


d Ø mm.	Dimensiones Sizes	L mm.	Código Code	mm.	€ 1000 PCS.	N	N	1000 PCS.
4,8	D= 9,5 mm. S= 3,0 mm. Ø 5,1 mm.	46	L00148046	1,6 - 15,9		6223	7667	1.000
		61	L00148061	7,9 - 31,8				500
6,4	D= 12,5 mm. S= 3,6 mm. Ø 6,6 mm.	49	L00164053	1,6 - 15,9		13112	9780	500
		64	L00164068	7,9 - 31,8				250

Collarín / Collar



ESTÁNDAR /
STANDARD



MEDIO /
MEDIUM

d Ø mm.	Dimensiones Sizes	L1 mm.	Código Code	€ 1000 PCS.
4,8	D1= 10,0 mm. d1= 8,0 mm.	7,3	C001S48	
6,4	D1= 13,0 mm. d1= 10,0 mm.	9,9	C001S64	

d Ø mm.	Dimensiones Sizes	L1 mm.	Código Code	€ 1000 PCS.
4,8	D1= 14,0 mm. d1= 8,0 mm.	8,2	C001F48	
6,4	D1= 18,0 mm. d1= 10,0 mm.	11,8	C001F64	



CONSULTE STOCK



Descripción:

El Bull-Lock es un perno de gancho y lazo que puede ser unido y seguro para un control eficaz del apriete. El bull-Lock hace una fuerza de cierre muy alta y es muy resistente a las vibraciones. El perno estructural Bull-Lock se compone de un collarín y un perno, es fácil y rápido de instalar. Esto hace de esta fijación una solución ideal para una amplia variedad de aplicaciones en el campo de la ingeniería civil. El Bull-Lock es resistente, versátil, seguro y extremadamente duradero.

Description:

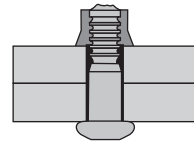
Bull-lock is an excellent and safe tear-off bolt for most reliable fastening. Bull-lock performs a very high clamping force and is very resistant to vibrations. The Bull-lock structural bolt consists of two parts, a collar and a pin and is quick and easy to install. This fastener is the ideal solution for a wide variety of applications in the civil engineering field and allows an easy and reliable inspection. Bull-lock is versatile, solid, safe and extremely durable.



Tipo de contra - cabeza:

Counterhead type:

Contra-cabeza con collarín.
Collar counterhead.



Estanqueidad entre el cuerpo y el vástago.
Water tightness between body and mandrel.

NO

Aplicación:

Application:

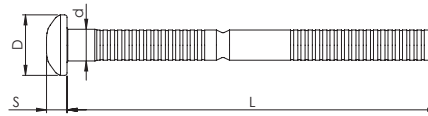
Espesor total de al menos 5,0 mm.
Total thickness 5,0 mm.



Partes metálicas.
Metal sheets.

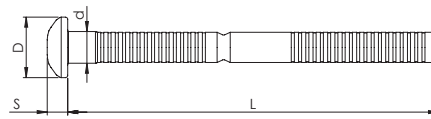


ACERO CINCADO
ZINC PLATED STEEL



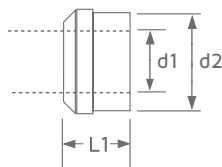
d Ø mm.	Dimensiones Sizes	L mm.	Código Code	E mm.	€ 1000 PCS.	N	N		
4,8	D= 9,5 mm. S= 3,2 mm. Ø 5,0 mm.	35,7	L10048036	1,6 - 4,8	6230	7670		1.500	
		38,9	L10048039	4,8 - 8,0			1.500		
		42	L10048042	8,0 - 11,2			1.500		
		45,2	L10048045	11,2 - 14,3			1.000		
		48,4	L10048048	14,3 - 17,5			1.000		
		51,5	L10048051	17,5 - 20,7			1.000		
		54,7	L10048055	20,7 - 23,9			500		
		57,9	L10048058	23,9 - 27,1			500		
		61,1	L10048061	27,0 - 30,2			500		
64,3	L10048064	30,2 - 33,4	500						
6,4	D= 12,6 mm. S= 3,65 mm. Ø 6,6 mm.	38,6	L10064039	1,6 - 4,8	13500	11340		500	
		41,8	L10064042	4,8 - 8,0			500		
		45	L10064045	8,0 - 11,2			500		
		48,2	L10064048	11,2 - 14,3			500		
		51,4	L10064051	14,3 - 17,5			500		
		54,5	L10064054	17,5 - 20,7			500		
		57,7	L10064058	20,7 - 23,9			500		
		60,9	L10064061	23,9 - 27,1			250		
		64	L10064064	27,0 - 30,2			250		
67,2	L10064067	30,2 - 33,4	250						
8,0	D= 15,9 mm. S= 4,9 mm. Ø 8,2 mm.	48,5	L10080048	3,2 - 9,5	22000	22500		250	
		51,7	L10080052	6,4 - 12,7			250		
		54,9	L10080055	9,5 - 15,9			250		
		58	L10080058	12,7 - 19,0			250		
		61,2	L10080061	15,9 - 22,2			200		
		64,4	L10080064	19,0 - 25,4			200		
		67,6	L10080067	22,2 - 28,6			200		
		70,7	L10080071	25,4 - 31,8			150		
		73,9	L10080074	28,6 - 34,9			150		

ACERO CINCADO
ZINC PLATED STEEL

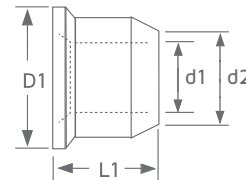


d Ø mm.	Dimensiones Sizes	L mm.	Código Code	E mm.	€ 1000 PCS.	N	N	Image 1	Image 2
9,5	D= 19,0 mm. S= 5,9 mm. Ø 9,8 mm.	53,9	L10095054	3,2 - 9,5	25000	30337			100
		57	L10095057	6,4 - 12,7				100	
		60,2	L10095060	9,5 - 15,9				100	
		63,4	L10095063	12,7 - 19,0				100	
		66,6	L10095066	15,9 - 22,2				100	
		69,7	L10095069	19,0 - 25,4				100	
		72,9	L10095073	22,2 - 28,6				50	
		76	L10095076	25,4 - 31,8				50	
		79,2	L10095079	28,6 - 34,9				50	

Collarín / Collar



ESTÁNDAR /
STANDARD



MEDIO /
MEDIUM

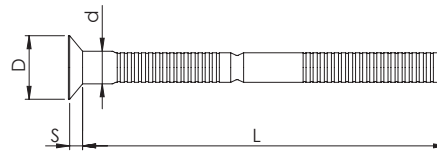
d Ø mm.	Dimensiones Sizes	L1 mm.	Código Code	€ 1000 PCS.
4,8	d1= 5,0 mm. d2= 7,7-7,9 mm.	5,5-6,6	C100S48	
6,4	d1= 6,75 mm. d2= 10,2-10,4 mm.	7,4-8,2	C100S64	
8,0	d1= 8,25 mm. d2= 12,3-12,5 mm.	8,9-9,7	C100S80	
9,5	d1= 9,9 mm. d2= 14,9-15,3 mm.	10,9-11,7	C100S95	

d Ø mm.	Dimensiones Sizes	L1 mm.	Código Code	€ 1000 PCS.
4,8	D1= 10,0 mm. d1= 5,0 mm. d2= 7,7-7,9 mm.	7,1	C100F48	
6,4	D1= 13,0 mm. d1= 6,75 mm. d2= 10,2-10,4 mm.	9,5	C100F64	
8,0	D1= 16,0 mm. d1= 8,25 mm. d2= 12,3-12,5 mm.	10	C100F80	
9,5	D1= 20,0 mm. d1= 9,9 mm. d2= 14,9-15,3 mm.	12,7	C100F95	



CONSULTE STOCK





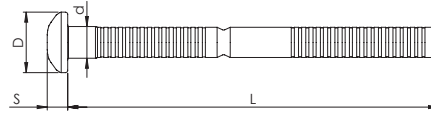
\varnothing mm.	Dimensiones Sizes	L mm.	Código Code	E mm.	€ 1000 PCS.	N	N		
4,8	D= 9,0 mm. S= 1,9 mm. Ø 5,0 mm.	36	L10148036	1,6 - 4,8	7340	7670		1.500	
		39	L10148039	4,8 - 8,0			1.500		
		42	L10148042	8,0 - 11,2			1.500		
		45	L10148045	11,2 - 14,3			1.000		
		48	L10148048	14,3 - 17,5			1.000		
		51	L10148051	17,5 - 20,7			1.000		
		55	L10148055	20,7 - 23,9			500		
		58	L10148058	23,9 - 27,1			500		
		61	L10148061	27,1 - 30,2			500		
		64	L10148064	30,2 - 33,4			500		
6,4	D= 12,0 mm. S= 2,8 mm. Ø 6,6 mm.	39	L10164039	1,6 - 4,8	11340	13500		500	
		42	L10164042	4,8 - 8,0			500		
		45	L10164045	8,0 - 11,2			500		
		48	L10164048	11,2 - 14,3			500		
		51	L10164051	14,3 - 17,5			500		
		54	L10164054	17,5 - 20,7			500		
		58	L10164058	20,7 - 23,9			500		
		61	L10164061	23,9 - 27,1			250		
		64	L10164064	27,1 - 30,2			250		
		67	L10164067	30,2 - 33,4			250		
8,0	D= 15,0 mm. S= 3,6 mm. Ø 8,2 mm.	48	L10180048	3,2 - 9,5	17390	21000		250	
		55	L10180055	9,5 - 15,9			250		
		61	L10180061	15,9 - 22,2			200		
		67	L10180067	22,2 - 28,6			200		
		74	L10180074	28,6 - 34,9			150		
9,5	D= 18,0 mm. S= 4,3 mm. Ø 9,8 mm.	54	L10195054	3,2 - 9,5	25020	30330		100	
		60	L10195060	9,5 - 15,9			100		
		67	L10195067	15,9 - 22,2			100		
		73	L10195073	22,2 - 28,6			50		
		79	L10195079	28,6 - 34,9			50		



CONSULTE STOCK



ACERO INOXIDABLE A2
STAINLESS STEEL A2



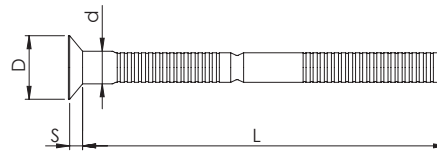
\varnothing mm.	Dimensiones Sizes	L mm.	Código Code	mm.	€ 1000 PCS.	N	N		
4,8	D= 9,5 mm. S= 3,2 mm. Ø 5 mm.	36	L10248036	1,6 - 4,8	6475	8900		1.500	
		39	L10248039	4,8 - 8,0			1.500		
		42	L10248042	8,0 - 11,1			1.500		
		45	L10248045	11,1 - 14,3			1.000		
		48	L10248048	14,3 - 17,5			1.000		
		51	L10248051	17,5 - 20,7			1.000		
		55	L10248055	20,7 - 23,8			500		
		58	L10248058	23,8 - 27,0			500		
		61	L10248061	27,0 - 30,2			500		
6,4	D= 12,6 mm. S= 3,9 mm. Ø 6,6 mm.	39	L10264039	1,6 - 4,8	6475	8900		500	
		42	L10264042	4,8 - 8,0			500		
		45	L10264045	8,0 - 11,1			500		
		48	L10264048	11,1 - 14,3			500		
		51	L10264051	14,3 - 17,5			500		
		54	L10264054	17,5 - 20,7			500		
		58	L10264058	20,7 - 23,8			500		
		61	L10264061	23,8 - 27,0			250		
		64	L10264064	27,0 - 30,2			250		
8,0	D= 16,0 mm. S= 5,1 mm. Ø 8,2 mm.	48	L10280048	3,2 - 9,5	16680	15790		250	
		55	L10280055	9,5 - 15,9			250		
		61	L10280061	15,9 - 22,2			200		
		67	L10280067	22,2 - 28,6			200		
		74	L10280074	28,6 - 34,9			150		
9,5	D= 19,0 mm. S= 8,9 mm. Ø 9,8 mm.	54	L10295054	3,2 - 9,5	27140	35370		100	
		60	L10295060	9,5 - 15,9			100		
		66	L10295066	15,9 - 22,2			100		
		73	L10295073	22,2 - 28,6			50		
		79	L10295079	28,6 - 34,9			50		



CONSULTE STOCK



ACERO INOXIDABLE A2
STAINLESS STEEL A2



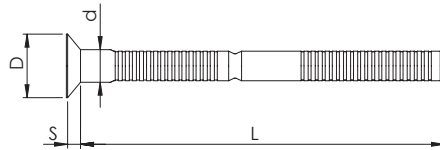
d Ø mm.	Dimensiones Sizes	L mm.	Código Code	mm.	€ 1000 PCS.	N	N	Stock
4,8	D= 9,0 mm. S= 1,9 mm. Ø 5 mm.	36	L10348036	1,6 - 4,8	6475	8900		1.500
		39	L10348039	4,8 - 8,0				1.500
		42	L10348042	8,0 - 11,2				1.500
		45	L10348045	11,2 - 14,3				1.000
		48	L10348048	14,3 - 17,5				1.000
		51	L10348051	17,5 - 20,7				1.000
		55	L10348055	20,7 - 23,9				500
		58	L10348058	23,9 - 27,1				500
		61	L10348061	27,1 - 30,2				500
		64	L10348064	30,2 - 33,4				500
6,4	D= 12 mm. S= 2,8 mm. Ø 6,6 mm.	39	L10364039	1,6 - 4,8	16680	15790		500
		42	L10364042	4,8 - 8,0				500
		45	L10364045	8,0 - 11,2				500
		48	L10364048	11,2 - 14,3				500
		51	L10364051	14,3 - 17,5				500
		54	L10364054	17,5 - 20,7				500
		58	L10364058	20,7 - 23,9				500
		61	L10364061	23,9 - 27,1				250
		64	L10364064	27,1 - 30,2				250
		67	L10364067	30,2 - 33,4				250
8,0	D= 15,0 mm. S= 3,6 mm. Ø 8,2 mm.	48	L10380048	3,2 - 9,5	18910	24580		250
		55	L10380055	9,5 - 15,9				250
		61	L10380061	15,9 - 22,2				200
		67	L10380067	22,2 - 28,6				200
		74	L10380074	28,6 - 34,9				150



CONSULTE STOCK

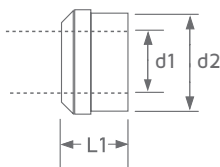


ACERO INOXIDABLE A2
STAINLESS STEEL A2

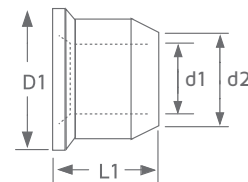


d Ø mm.	Dimensiones Sizes	L mm.	Código Code	E mm.	€ 1000 PCS.	N	N		
9,5	D= 18,0 mm. S= 4,3 mm. Ø 9,8 mm.	54	L10395054	3,2 - 9,5	27140	35370			150
		60	L10395060	9,5 - 15,9					100
		67	L10395067	15,9 - 22,2					100
		73	L10395073	22,2 - 28,6					50
		79	L10395079	28,6 - 34,9					50

Collarín / Collar



ESTÁNDAR /
STANDARD



MEDIO /
MEDIUM

d Ø mm.	Dimensiones Sizes	L1 mm.	Código Code	€ 1000 PCS.
4,8	d1= 5,0 mm. d2= 7,7-7,9 mm.	5,5-6,6	C102S48	
6,4	d1= 6,75 mm. d2= 10,2-10,4 mm.	7,4-8,2	C102S64	
8,0	d1= 8,25 mm. d2= 12,3-12,5 mm.	8,9-9,7	C102S80	
9,5	d1= 9,9 mm. d2= 14,9-15,3 mm.	10,9-11,7	C102S95	

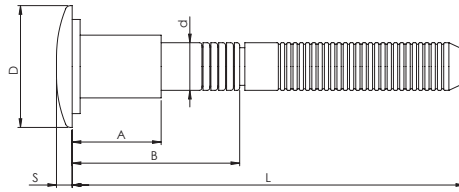
d Ø mm.	Dimensiones Sizes	L1 mm.	Código Code	€ 1000 PCS.
4,8	D1= 10,0 mm. d1= 5,0 mm. d2= 7,7-7,9 mm.	7,1	C102F48	
6,4	D1= 13,0 mm. d1= 6,75 mm. d2= 10,2-10,4 mm.	9,5	C102F64	
8,0	D1= 16,0 mm. d1= 8,25 mm. d2= 12,3-12,5 mm.	10	C102F80	
9,5	D1= 20,0 mm. d1= 9,9 mm. d2= 14,9-15,3 mm.	12,7	C102F95	



CONSULTE STOCK

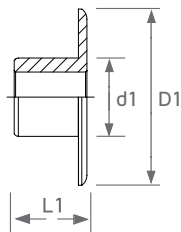


ACERO CINCADO
ZINC PLATED STEEL




d Ø mm.	Dimensiones Sizes	L mm.	A mm.	B mm.	Código Code	E mm.	€ 1000 PCS.	N	N	Image 1	Image 2
10	D= 22,3 mm. S= 4,2 mm. Ø 10,3-10,6 mm.	52	-	14,3	L2001209	12,8 - 15,8					100
		54	4,6	17,5	L2001211	15,9 - 19,0					100
		56	7,9	20,6	L2001213	19,1 - 22,2					100
		60	10,9	23,6	L2001215	22,2 - 25,4					100
		71	14,2	27	L2001217	25,4 - 28,5					100
		71	14,2	30,2	L2001219	28,6 - 31,7					100
		71	14,2	33,3	L2001221	31,7 - 34,9					100
		71	14,2	36,5	L2001223	34,9 - 38,1					100
		71	14,2	38,1	L2001224	36,5 - 39,7					100

Collarín / Collar



d Ø mm.	Dimensiones Sizes	L1 mm.	Código Code	€ 1000 PCS.
10	D1= 31,5 mm. d1= 10,2 mm.	13	C2001200	



CONSULTE STOCK

Handwriting practice area with horizontal dotted lines.



REMACHES TUDELA

REMACHES



BLIND RIVETS

PERNOS COLLARÍN



LOCK BOLTS

TUERCAS
REMACHABLES



RIVET NUTS

REMACHADORAS



RIVETING TOOLS



¡FABRICACIÓN
PROPIA!

OWN
PRODUCTION!

Introducción:

Remaches Tudela ofrece una amplia gama de tuercas de remaches adecuadas para proporcionar una sujeción fiable y eficiente en aquellos materiales donde sólo un lado es accesible para la instalación de hardware. Nuestras tuercas están disponibles en todas las formas, materiales y dimensiones:

- Tuerca remachable cilíndrica ranurada abierta
- Tuerca remachable hexagonal abierta
- Tuerca remachable semi hexagonal abierta
- Tuerca remachable cilíndrica ranurada cerrada
- Tuerca remachable semi-hexagonal y hexagonal cerrada

Introduction:

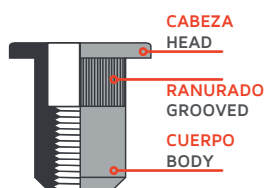
Remaches Tudela offers a wide range of rivet nuts suitable to provide a reliable and efficient fastening in those materials where only one side is accessible for hardware installation.

Our nuts are available in all shapes, materials and dimensions:

- Rivet nut cylindrical grooved open end
- Rivet nut full hexagonal open end
- Rivet nut semi hexagonal open end
- Rivet nut cylindrical closed end

Datos Técnicos:

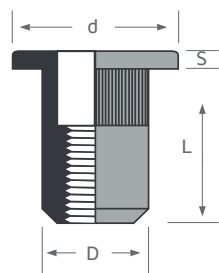
Technical data:




MATERIALES MATERIALS	RECUBRIMIENTO COATING
Aluminio Aluminium	-----
Acero Steel	Cincado Zinc plated
Acero inoxidable Stainless Steel	-----

Especificaciones:

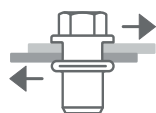
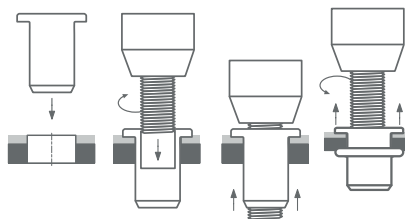
Specification:



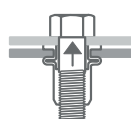
D	Diámetro cuerpo Body diameter
d	Diámetro de la cabeza Head diameter
S	Espesor de la cabeza Thickness of head
L	Longitud Length
 Ø	Diámetro de la broca Drill diameter

Aplicación:

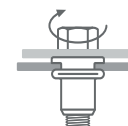
Application:



CILLAMIENTO
SHARE (N)



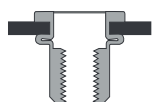
TRACCIÓN
TENSILE (N)



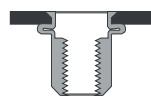
PAR MÁXIMO
MAXIMUM TORQUE

Tipos de cabeza:

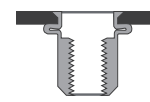
Types head:



CABEZA ANCHA
FLAT HEAD



CABEZA AVELLANADA
COUNTERSUNK HEAD



CABEZA REDUCIDA
REDUCED HEAD

Tuerca Remachable Cilíndrica Ranurada Abierta

Rivet Nut Cylindrical Grooved Open End

Descripción:

Adecuada para la aplicación que dispone de un único acceso. El cuerpo ranurado asegura un agarre más fuerte y ofrece una fijación más resistente y duradera por su forma particular que impide la rotación del cuerpo.

Se recomienda para aplicaciones como tubos, extrusión, chapas metálicas y plásticos.

Disponible en las siguientes formas:

• Cabeza Ancha • Cabeza Avellanada • Cabeza Reducida

Y en los siguientes materiales:

• Acero • Aluminio • Acero inoxidable A2

Description:

Suitable for application of one size access .The grooved body assures a stronger grip of fastening that offers a more resistant and long lasting fixing as its particular shape prevents the body from rotation. It is recommended for applications as tubes, extrusion, metal sheets and plastic.

Available in the following shapes:

• Flat Head • Countersunk Head • Reduced Head

And in following versions :

• Steel • Aluminium • Stainless Steel A2



Tuerca Remachable Cilíndrica Ranurada Cerrada

Rivet Nut Cylindrical Grooved Closed End

Descripción:

Adecuada para la aplicación que dispone de un único acceso. El cuerpo cilíndrico, ranurado, cerrado, no sólo asegura una buena sujeción sino que impide también el acceso de líquidos y polvo. Conveniente para los ensambles eléctricos para prevenir que los cuerpos externos entren adentro a través de la rosca abierta.

Evita la entrada de agua y cuerpos extraños en circuitos eléctricos.

Disponible en las siguientes formas:

• Cabeza Ancha • Cabeza Avellanada • Cabeza Reducida

Y en los siguientes materiales:

• Acero / Inox

Description:

Suitable for application of one size access .The Cylindrical knurled closed end body, not only assures a good fastening but prevents also the access of liquids and dust.

Suitable for electrical assemblies to prevent that external bodies go inside through the open threading. It prevents the entry of water and foreign bodies in electrical circuits.

Available in the following shapes:

• Flat Head • Countersunk Head • Reduced Head

And in following versions :

• Steel



Tuerca Remachable Semi Hexagonal Abierta

Rivet Nut Half Hexagonal Open End

Descripción:

Adecuada para la aplicación que dispone de un único acceso. El cuerpo semi hexagonal, facilita la introducción de la tuerca en el agujero, asegurando una fijación más resistente y duradera por su forma semi hexagonal que impide la rotación del cuerpo y la extracción del mismo.

Se recomienda para aplicaciones como tubos, extrusión, chapas metálicas y plástico.

Disponible en las siguientes formas:

• Cabeza Ancha • Cabeza Reducida

Y en los siguientes materiales:

• Acero • Acero inoxidable A2

Description:

Suitable for application of one size access. The half hexagonal body, makes easier the introduction of the fastener in the whole assuring a stronger of fastening that offers a more resistant and long lasting fixing as, its particular half hexagonal shape prevents the body from rotation and extraction. It is recommended for applications as tubes, extrusion, metal sheets and plastic.

Available in the following shapes:

• Flat Head • Reduced Head

And in following versions :

• Steel • Stainless Steel A2



Tuerca Remachable Hexagonal Abierta

Rivet Nut Full Hexagonal Open End

Descripción:

Adecuada para la aplicación que dispone de un único acceso. El cuerpo hexagonal asegura una fijación más resistente y duradera por su forma hexagonal que impide la rotación del cuerpo y la extracción del mismo.

Se recomienda para aplicaciones como tubos, extrusión, chapas metálicas y plástico.

Disponible en las siguientes formas:

• Cabeza Ancha • Cabeza Reducida

Y en los siguientes materiales:

• Acero

Description:

Suitable for application of one size access. The hexagonal body assures a stronger of fastening that offers a more resistant and long lasting fixing as, its particular hexagonal shape prevents the body from rotation and extraction.

It is recommended for applications as tubes, extrusion, metal sheets and plastic.

Available in the following shapes:

• Flat Head • Reduced Head

And in following versions :

• Steel

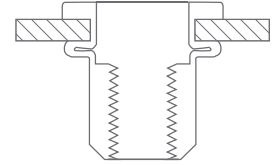
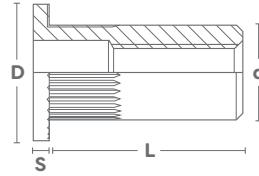






ACERO
STEEL

Cabeza Ancha - Cilíndrica Ranurada - Abierta
Flat Head - Cylindrical Grooved - Open End



M	Dimensiones Sizes	L mm.	Código Code	E mm.	€ KUD PCS.	N	Nut	Box	Box
M3	D= 6,5 mm. S= 1,0 mm. d= 4,9 mm. Ø 5,0 mm.	10	TR03100LFKNS	0,5 - 3,0		4.000	1,2	1.000	10.000
M4	D= 8,5 mm. S= 1,0 mm. d= 5,9 mm. Ø 6,0 mm.	10	TR04100LFKNS	0,5 - 3,0		6.800	3,0	1.000	10.000
		12	TR04120LFKNS	3,0 - 4,0					
M5	D= 9,5 mm. S= 1,0 mm. d= 6,9 mm. Ø 7,0 mm.	12	TR05120LFKNS	0,5 - 3,0		10.000	6,0	500	5.000
		15	TR0515LFKNS	3,0 - 6,0					
M6	D= 12,5 mm. S= 1,5 mm. d= 8,9 mm. Ø 9,0 mm.	14,5	TR06145LFKNS	0,5 - 3,0		15.000	10,0	500	5.000
		17,5	TR06175LFKNS	3,0 - 6,0					
M8	D= 15,5 mm. S= 1,5 mm. d= 10,9 mm. Ø 11,0 mm.	16	TR08160LFKNS	0,5 - 3,0		27.000	24,0	250	2.500
		19	TR08190LFKNS	3,0 - 6,0					
M10	D= 18,5 mm. S= 2,0 mm. d= 12,9 mm. Ø 13,0 mm.	17	TR10170LFKNS	1,0 - 3,5		37.000	48,0	200	2.000
		22	TR10220LFKNS	3,5 - 6,0					
M12	D= 22,5 mm. S= 2,0 mm. d= 15,9 mm. Ø 16,0 mm.	23	TR12230LFKNS	1,0 - 4,0		54.000	82,0	150	1.500
		26	TR12260LFKNS	3,0 - 6,0					

M16 bajo petición / M16 on request.



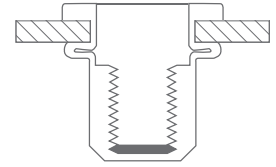
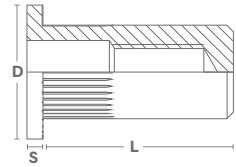
CONSULTE STOCK



El valor del CIZALLAMIENTO varía según la superficie, dimensión y material del tornillo.
The value of SHEAR varies depending on surface, dimension and material of screws.




Cabeza Ancha - Cilíndrica Ranurada - Cerrada
Flat Head - Cylindrical Grooved - Closed End



M Dimensiones / Sizes L (mm) Código / Code E (mm) € / 1000 PCS. N Nitro

M	Dimensiones / Sizes	L (mm)	Código / Code	E (mm)	€ / 1000 PCS.	N	Nitro		
M4	D= 8,5 mm. S= 1,0 mm. d= 5,9 mm. Ø 6,0 mm.	16,5	TR04165LFKNS-C	0,5 - 3,0	6.800	3,0	1.000	10.000	
M5	D= 8,5 mm. S= 1,0 mm. d= 5,9 mm. Ø 7,0 mm.	19	TR05190LFKNS-C	0,5 - 3,0	10.000	6,0	500	5.000	
M6	D= 12,5 mm. S= 1,5 mm. d= 8,9 mm. Ø 9,0 mm.	22	TR06220LFKNS-C	0,5 - 3,0	15.000	10,0	250	2.500	
M8	D= 15,5 mm. S= 1,5 mm. d= 11,0 mm. Ø 11,0 mm.	26,5	TR08265LFKNS-C	0,5 - 3,0	27.000	24,0	200	2.000	
M10	D= 18,5 mm. S= 2,00 mm. d= 12,9 mm. Ø 13,0 mm.	37	TR10370LFKNS-C	1,0 - 3,5	37.000	48,0	100	1.000	

El valor del CIZALLAMIENTO varía según la superficie, dimensión y material del tornillo.
The value of SHEAR varies depending on surface, dimension and material of screws.



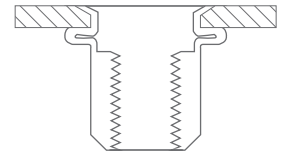
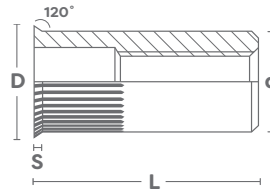
CONSULTE STOCK





ACERO
STEEL

Cabeza Reducida - Cilíndrica Ranurada - Abierta
Reduced Head - Cylindrical Grooved - Open End



M Dimensiones / Sizes L (mm) Código / Code E (mm) € / 1000 PCS. N Nuts

M4	D= 6,5 mm. S= 0,5 mm. d= 5,9 mm. ø 6,0 mm.	10	TR04100TSKNS	0,5 - 3,0		6.800	3,0	1.000	10.000
M5	D= 7,5 mm. S= 0,5 mm. d= 6,9 mm. ø 7,0 mm.	11,5	TR05115TSKNS	0,5 - 3,0		10.000	6,0	1.000	10.000
M6	D= 9,5 mm. S= 0,5 mm. d= 8,9 mm. ø 9,0 mm.	14	TR06140TSKNS	0,5 - 3,0		15.000	10,0	500	5.000
		16	TR06160TSKNS	3,0 - 5,0					
M8	D= 11,5 mm. S= 0,5 mm. d= 10,9 mm. ø 11,0 mm.	15,5	TR08155TSKNS	0,5 - 3,0		27.000	24,0	250	2.500
		17,5	TR08175TSKNS	3,0 - 5,0					
M10	D= 13,5 mm. S= 0,7 mm. d= 12,9 mm. ø 13,0 mm.	19,5	TR10195TSKNS	1,0 - 3,5		37.000	48,0	200	2.000
		21,5	TR10215TSKNS	3,5 - 6,0					
M12	D= 17,5 mm. S= 0,75 mm. d= 15,9 mm. ø 16,0 mm.	24	TR12240TSKNS	1,0 - 3,5		54.000	82,0	150	1.500



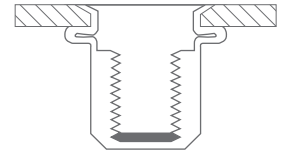
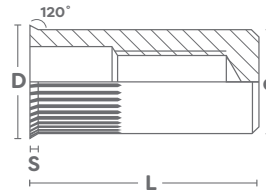
CONSULTE STOCK



El valor del CIZALLAMIENTO varía según la superficie, dimensión y material del tornillo.
 The value of SHEAR varies depending on surface, dimension and material of screws.



Cabeza Reducida - Cilíndrica Ranurada - Cerrada
Reduced Head - Cylindrical Grooved - Closed End



M	Dimensiones Sizes	L mm.	Código Code	E mm.	€ KUD PCS.	N	Nitro	Stock	Box
---	----------------------	----------	----------------	----------	---------------	---	-------	-------	-----

M4	D= 6,5 mm. S= 0,5 mm. d= 5,9 mm. Ø 6,0 mm.	16	TR04160TSKNS-C	0,5 - 3,0		6.800	3,0	1.000	10.000
M5	D= 7,5 mm. S= 0,5 mm. d= 6,9 mm. Ø 7,0 mm.	19	TR05190TSKNS-C	0,5 - 3,0		10.000	6,0	500	5.000
M6	D= 9,5 mm. S= 0,5 mm. d= 8,9 mm. Ø 9,0 mm.	22,5	TR06225TSKNS-C	0,5 - 3,0		15.000	10,0	250	2.500
M8	D= 11,5 mm. S= 0,5 mm. d= 10,9 mm. Ø 11,0 mm.	25,5	TR08255TSKNS-C	0,5 - 3,0		27.000	24,0	200	2.000
M10	D= 13,5 mm. S= 0,7 mm. d= 12,9 mm. Ø 13,0 mm.	35	TR10350TSKNS-C	0,5 - 3,5		37.000	48,0	100	1.000



CONSULTE STOCK

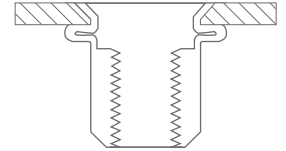
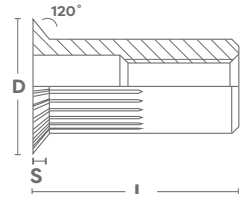


El valor del CIZALLAMIENTO varía según la superficie, dimensión y material del tornillo.
 The value of SHEAR varies depending on surface, dimension and material of screws.



ACERO
STEEL

Cabeza Avellanada - Cilíndrica Ranurada - Abierta
Countersunk Head - Cylindrical Grooved - Open End



M	Dimensiones Sizes	L mm.	Código Code	E mm.	€ 1000 PCS.	N	N Nms		
M4	D= 8,5 mm. S= 1,5 mm. d= 5,9 mm. ø 6,0 mm.	11,5	TR04115CKKNS	1,5 - 3,5	51,59	6.800	3,0	1.000	10.000
M5	D= 7,5 mm. S= 1,5 mm. d= 6,9 mm. ø7,0 mm.	13,5	TR05135CKKNS	1,5 - 4,0	55,56	10.000	6,0	500	5.000
M6	D= 11,5 mm. S= 1,5 mm. d= 8,9 mm. ø 9,0 mm.	16	TR06160CKKNS	1,5 - 4,5	63,49	15.000	10,0	500	5.000
M8	D= 13,5 mm. S= 1,5 mm. d= 10,9 mm. ø 11,0 mm.	19	TR08190CKKNS	1,5 - 4,5	99,21	27.000	24,0	250	2.500
M10	D= 15,5 mm. S= 1,5 mm. d= 12,9 mm. ø 13,0 mm.	21	TR10210CKKNS	1,5 - 4,5	146,83	37.000	48,0	200	2.000



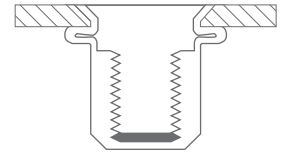
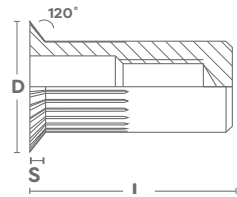
El valor del CIZALLAMIENTO varía según la superficie, dimensión y material del tornillo.
The value of SHEAR varies depending on surface, dimension and material of screws.



CONSULTE STOCK



Cabeza Avellanada - Cilíndrica Ranurada - Cerrada
Countersunk Head - Cylindrical Grooved - Closed End



M Dimensiones / Sizes L / mm. Código / Code E / mm. € / 1000 PCS. N / mm N/A S / mm Stock

M	Dimensiones / Sizes	L / mm.	Código / Code	E / mm.	€ / 1000 PCS.	N / mm	N/A	S / mm	Stock
M4	D= 8,5 mm. S= 1,5 mm. d= 5,9 mm. Ø 6,0 mm.	17,5	TR04175CCKNS-C	1,5 - 3,5	81,20	6.800	3,0	1.000	10.000
M5	D= 9,5 mm. S= 1,5 mm. d= 6,9 mm. Ø 7,0 mm.	20,5	TR05205CCKNS-C	1,5 - 4,0	89,74	10.000	6,0	500	5.000
M6	D= 11,5 mm. S= 1,5 mm. d= 8,9 mm. Ø 9,0 mm.	23,5	TR06235CCKNS-C	1,5 - 4,5	115,38	15.000	10,0	250	2.500
M8	D= 13,5 mm. S= 1,5 mm. d= 10,9 mm. Ø 11,0 mm.	28	TR08280CCKNS-C	1,5 - 4,5	153,85	27.000	24,0	200	2.000
M10	D= 15,5 mm. S= 1,5 mm. d= 12,9 mm. Ø 13,0 mm.	36	TR10360CCKNS-C	1,5 - 4,5	247,86	37.000	48,0	100	1.000



CONSULTE STOCK

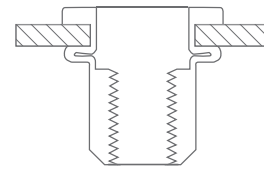
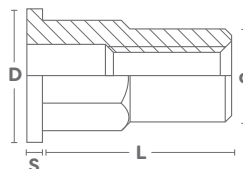


El valor del CIZALLAMIENTO varía según la superficie, dimensión y material del tornillo.
 The value of SHEAR varies depending on surface, dimension and material of screws.

ACERO
STEEL

Cabeza Ancha - Semi Hexagonal - Abierta

Flat Head - Half Hexagonal Open - End



M	Dimensiones Sizes	L mm.	Código Code	E mm.	€ KUD PCS.	N	Nut		
M4	D= 8,5 mm. S= 1,0 mm. d= 5,9 mm. Ø 6,1 mm.	11,5	TR04115LF2HS	0,5 - 3,0		6.800	3,0	1.000	10.000
M5	D= 9,5 mm. S= 1,0 mm. d= 6,9 mm. Ø 7,1 mm.	13	TR05135LF2HS	0,5 - 3,0		10.000	6,0	500	5.000
M6	D= 12,0 mm. S= 1,5 mm. d= 8,9 mm. Ø 9,1 mm.	15,5	TR06155LF2HS	0,5 - 3,0		15.000	10,0	500	5.000
M8	D= 14,5 mm. S= 1,5 mm. d= 10,9 mm. Ø 11,1 mm.	17,5	TR08175LF2HS	0,5 - 3,0		27.000	24,0	250	2.500
M10	D= 16,0 mm. S= 2,0 mm. d= 12,9 mm. Ø 13,1 mm.	22	TR10220LF2HS	1,0 - 4,0		37.000	48,0	200	2.000



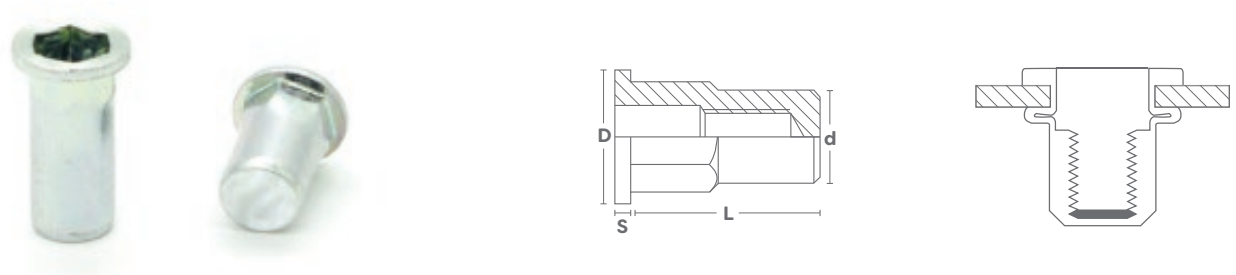
El valor del CIZALLAMIENTO varía según la superficie, dimensión y material del tornillo.
The value of SHEAR varies depending on surface, dimension and material of screws.



CONSULTE STOCK



Cabeza Ancha - Semi Hexagonal - Cerrada
Flat Head - Half Hexagonal - Closed End



M Dimensiones / Sizes L / mm. Código / Code E / mm. € / 1000 PCS. N / mm N/A 1000 1000

M	Dimensiones / Sizes	L / mm.	Código / Code	E / mm.	€ / 1000 PCS.	N / mm	N/A	1000	1000
M4	D= 8,5 mm. S= 1,0 mm. d= 5,9 mm. Ø 6,1 mm.	16	TR04160LF2HS-C	0,5 - 3,0		6.800	3,0	1.000	10.000
M5	D= 9,5 mm. S= 1,0 mm. d= 6,9 mm. Ø 7,1 mm.	19	TR05190LF2HS-C	0,5 - 3,0		10.000	6,0	500	5.000
M6	D= 12,0 mm. S= 1,5 mm. d= 8,9 mm. Ø 9,1 mm.	21,5	TR06215LF2HS-C	0,5 - 3,0		15.000	10,0	250	2.500
M8	D= 14,5 mm. S= 1,5 mm. d= 10,9 mm. Ø 11,1 mm.	25	TR08250LF2HS-C	0,5 - 3,0		27.000	24,0	200	2.000
M10	D= 16,0 mm. S= 2,0 mm. d= 12,9 mm. Ø 13,1 mm.	35,5	TR10355LF2HS-C	1,0 - 4,0		37.000	48,0	100	1.000

El valor del CIZALLAMIENTO varía según la superficie, dimensión y material del tornillo.
The value of SHEAR varies depending on surface, dimension and material of screws.



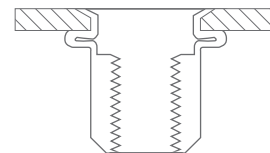
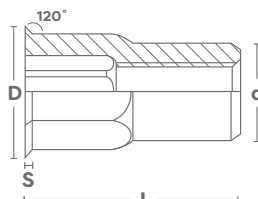
CONSULTE STOCK



ACERO
STEEL

Cabeza Reducida - Semi Hexagonal - Abierta

Reduced Head - Half Hexagonal - Open End



M	Dimensiones Sizes	L mm.	Código Code	E mm.	€ KUD PCS.	N	Nut		
M4	D= 7,0 mm. S= 0,5 mm. d= 5,9 mm. ⌀ 6,1 mm.	12	TR04120TS2HS	0,5 - 3,0		6.800	3,0	1.000	10.000
M5	D= 8,0 mm. S= 0,5 mm. d= 6,9 mm. ⌀ 7,1 mm.	14	TR05140TS2HS	0,5 - 3,0		10.000	6,0	500	5.000
M6	D= 10,0 mm. S= 0,5 mm. d= 8,9 mm. ⌀ 9,1 mm.	15,5	TR06155TS2HS	0,5 - 3,0		15.000	10,0	500	5.000
M8	D= 12,0 mm. S= 0,5 mm. d= 10,9 mm. ⌀ 11,1 mm.	17	TR08170TS2HS	0,5 - 3,0		27.000	24,0	250	2.500
M10	D= 14,0 mm. S= 0,7 mm. d= 12,9 mm. ⌀ 13,1 mm.	20,5	TR10205TS2HS	1,0 - 4,0		37.000	48,0	200	2.000



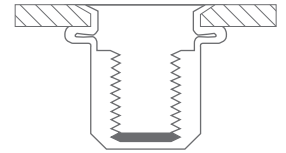
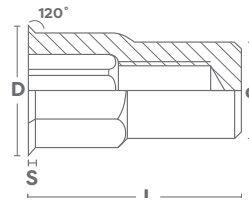
El valor del CIZALLAMIENTO varía según la superficie, dimensión y material del tornillo.
The value of SHEAR varies depending on surface, dimension and material of screws.



CONSULTE STOCK



Cabeza Reducida - Semi Hexagonal - Cerrada
Reduced Head - Half Hexagonal - Closed End



M	Dimensiones Sizes	L mm.	Código Code	E mm.	€ KUD PCS.	N	Nut	Stock	Box
---	----------------------	----------	----------------	----------	---------------	---	-----	-------	-----

M4	D= 7,0 mm. S= 0,5 mm. d= 5,9 mm. Ø 6,1 mm.	16,5	TR04165TS2HS-C	0,5 - 3,0		6.800	3,0	1.000	10.000
M5	D= 8,0 mm. S= 0,5 mm. d= 6,9 mm. Ø 7,1 mm.	19,5	TR05195TS2HS-C	0,5 - 3,0		10.000	6,0	500	5.000
M6	D= 10,0 mm. S= 0,5 mm. d= 8,9 mm. Ø 9,1 mm.	22,5	TR06225TS2HS-C	0,5 - 3,0		15.000	10,0	250	2.500
M8	D= 12,0 mm. S= 0,5 mm. d= 10,9 mm. Ø 11,1 mm.	25,5	TR08255TS2HS-C	0,5 - 3,0		27.000	24,0	200	2.000
M10	D= 14,0 mm. S= 0,7 mm. d= 12,9 mm. Ø 13,1 mm.	35,5	TR10355TS2HS-C	1,0 - 4,0		37.000	48,0	100	1.000

El valor del CIZALLAMIENTO varía según la superficie, dimensión y material del tornillo.
The value of SHEAR varies depending on surface, dimension and material of screws.



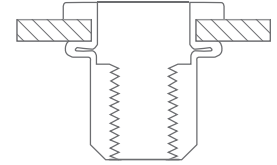
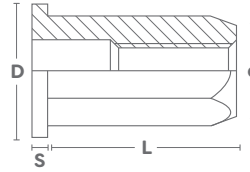
CONSULTE STOCK



ACERO
STEEL

Cabeza Ancha - Hexagonal - Abierta

Flat Head - Full Hexagonal - Open End



M	Dimensiones Sizes	L mm.	Código Code	E mm.	€ KUD PCS.	N	Nut		
M4	D= 9,0 mm. S= 1,0 mm. d= 5,9 mm. Ø 6,1 mm.	11,5	TR04115LFOHS	0,5 - 3,0		6.800	3,0	1.000	10.000
M5	D= 10,0 mm. S= 1,0 mm. d= 6,9 mm. Ø 7,1 mm.	13,5	TR05135LFOHS	0,5 - 3,0		10.000	6,0	500	5.000
M6	D= 12,0 mm. S= 1,5 mm. d= 8,8 mm. Ø 9,0 mm.	15,5	TR06155LFOHS	0,5 - 3,0		15.000	10,0	500	5.000
		19	TR06190LFOHS	3,0 - 5,5					
M8	D= 15,5 mm. S= 1,5 mm. d= 10,8 mm. Ø 11,0 mm.	17,5	TR08175LFOHS	0,5 - 3,0		27.000	24,0	250	2.500
		21	TR08210LFOHS	3,0 - 5,5					
M10	D= 16,0 mm. S= 2,0 mm. d= 12,9 mm. Ø 13,1 mm.	22	TR10220LFOHS	1,0 - 4,0		37.000	48,0	150	1.500
		26	TR10260LFOHS	3,5 - 6,0					



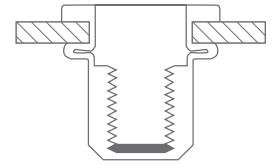
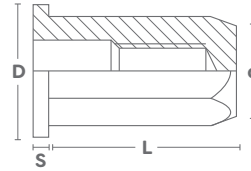
El valor del CIZALLAMIENTO varía según la superficie, dimensión y material del tornillo.
The value of SHEAR varies depending on surface, dimension and material of screws.



CONSULTE STOCK



Cabeza Ancha - Hexagonal - Cerrada
Flat Head - Full Hexagonal - Closed End



M	Dimensiones Sizes	L mm.	Código Code	E mm.	€ KUD PCS.	N	Nin		
---	----------------------	----------	----------------	----------	---------------	---	-----	--	--

M4	D= 9,0 mm. S= 1,0 mm. d= 5,9 mm. ⌀ 6,1 mm.	15	TR04150LFOHS-C	0,5 - 3,0		6.800	3,0	1.000	10.000
M5	D= 10,0 mm. S= 1,0 mm. d= 6,9 mm. ⌀ 7,1 mm.	20	TR05200LFOHS-C	0,5 - 3,0		10.000	6,0	500	5.000
M6	D= 12,0 mm. S= 1,5 mm. d= 8,8 mm. ⌀ 9,0 mm.	23	TR06230LFOHS-C	0,5 - 3,0		15.000	10,0	250	2.500
M8	D= 15,5 mm. S= 1,5 mm. d= 10,8 mm. ⌀ 11,0 mm.	26	TR08260LFOHS-C	0,5 - 3,0		27.000	24,0	200	2.000
M10	D= 16,0 mm. S= 2,0 mm. d= 12,9 mm. ⌀ 13,1 mm.	33	TR10330LFOHS-C	1,0 - 4,0		37.000	48,0	100	1.000

Video

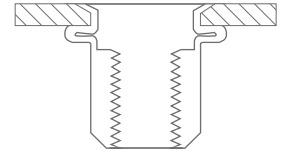
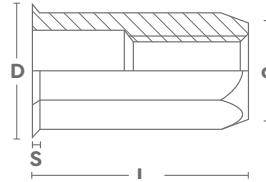
CONSULTE STOCK

El valor del CIZALLAMIENTO varía según la superficie, dimensión y material del tornillo.
 The value of SHEAR varies depending on surface, dimension and material of screws.

ACERO
STEEL

Cabeza Reducida - Hexagonal - Abierta

Reduced Head - Full Hexagonal - Open End



M	Dimensiones Sizes	L mm.	Código Code	E mm.	€ KUD PCS.	N	Nut		
M4	D= 7,0 mm. S= 0,60 mm. d= 5,9 mm. ⌀ 6,1 mm.	12	TR04120TSOHS	0,5 - 3,0	66,96	6.800	3,0	1.000	10.000
M5	D= 8,0 mm. S= 0,60 mm. d= 6,9 mm. ⌀ 7,1 mm.	13,5	TR05135TSOHS	0,5 - 3,0	75,89	10.000	6,0	500	5.000
M6	D= 10,0 mm. S= 0,70 mm. d= 8,9 mm. ⌀ 9,1 mm.	16	TR06160TSOHS	0,5 - 3,0	84,82	15.000	10,0	500	5.000
		18,5	TR06185TSOHS	4,0 - 6,0	93,75				
M8	D= 12,0 mm. S= 0,70 mm. d= 10,9 mm. ⌀ 11,1 mm.	18	TR08180TSOHS	0,5 - 3,0	129,46	27.000	24,0	250	2.500
		20,5	TR08205TSOHS	4,0 - 6,0	138,39				
M10	D= 14,0 mm. S= 0,80 mm. d= 12,9 mm. ⌀ 13,1 mm.	22	TR10220TSOHS	1,0 - 4,0	196,43	37.000	48,0	200	2.000
		24,5	TR10245TSOHS	3,0 - 6,0	214,29				



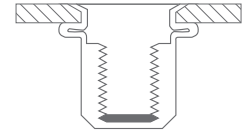
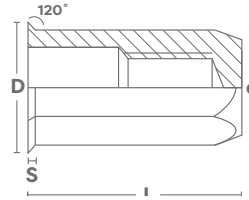
El valor del CIZALLAMIENTO varía según la superficie, dimensión y material del tornillo.
The value of SHEAR varies depending on surface, dimension and material of screws.



CONSULTE STOCK



Cabeza Reducida - Hexagonal - Cerrada
 Reduced Head - Full Hexagonal - Closed End



M	Dimensiones Sizes	L mm.	Código Code	E mm.	€ KUD PCS.	N	Nit		
M4	D= 7,0 mm. S= 0,60 mm. d= 5,9 mm. ⌀ 6,1 mm.	16	TR04160TSOHS-C	0,5 - 3,0	105,77	6.800	3,0	1.000	10.000
M5	D= 8,0 mm. S= 0,60 mm. d= 6,9 mm. ⌀ 7,1 mm.	20	TR05200TSOHS-C	0,5 - 3,0	115,38	10.000	6,0	500	5.000
M6	D= 10,0 mm. S= 0,70 mm. d= 8,9 mm. ⌀ 9,1 mm.	20,5	TR06205TSOHS-C	0,5 - 3,0	149,04	15.000	10,0	250	2.500
M8	D= 12,0 mm. S= 0,70 mm. d= 10,9 mm. ⌀ 11,1 mm.	23	TR08230TSOHS-C	0,5 - 3,0	192,31	27.000	24,0	200	2.000
M10	D= 14,0 mm. S= 0,80 mm. d= 12,9 mm. ⌀ 13,1 mm.	28,5	TR10285TSOHS-C	1,0 - 4,0	298,08	37.000	48,0	100	1.000

El valor del CIZALLAMIENTO varía según la superficie, dimensión y material del tornillo.
 The value of SHEAR varies depending on surface, dimension and material of screws.



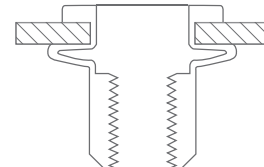
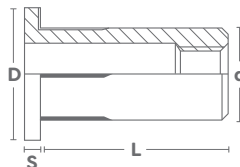
CONSULTE STOCK





ACERO
STEEL

Cabeza Ancha - Trebol - Abierta
Flat Head - Triform - Open



M	Dimensiones Sizes	L mm.	Código Code	E mm.	€ KUD PCS.	N	N		
M6	D= 16,1 mm. S= 1,0 mm. d= 8,8 mm. Ø 8,9 mm.	25,5	TSN06255LFS	0,5 - 7,1	19.000	12,5	250	2.500	
M8	D= 19 mm. S= 1,6 mm. d= 11,1 mm. Ø 11,2 mm.	29,9	TSN08299LFS	0,5 - 7,1	25.000	20,0	150	1.500	
M10	D= 22,2 mm. S= 2,2 mm. d= 13,6 mm. Ø 13,8 mm.	36,12	TSN10361LFS	5,0 - 8,5	29.000	31,0	100	1.000	

En acero inoxidable bajo petición.
In stainless steel on request.

El valor del CIZALLAMIENTO varía según la superficie, dimensión y material del tornillo.
The value of SHEAR varies depending on surface, dimension and material of screws.



CONSULTE STOCK

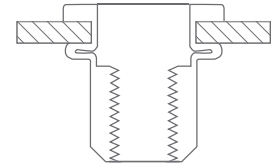
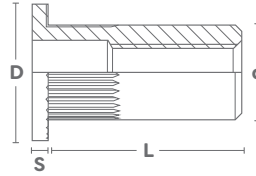






INOX A-2
S. STEEL A-2

Cabeza Ancha - Cilíndrica Ranurada - Abierta
Flat Head - Cylindrical Grooved - Open End



M	Dimensiones Sizes	L mm.	Código Code	E mm.	€ 1000 PCS.	N	Nm		
M3	D= 6,5 mm. S= 1,0 mm. d= 4,9 mm. Ø 5,0 mm.	10	TR03100LFKNI2	0,5 - 3,0		4.000	1,20	1.000	10.000
M4	D= 8,5 mm. S= 1,0 mm. d= 5,9 mm. Ø 6,0 mm.	10	TR04100LFKNI2	0,5 - 3,0		6.800	3,0	1.000	10.000
		12	TR04120LFKNI2	3,0 - 4,0					
M5	D= 9,5 mm. S= 1,0 mm. d= 6,9 mm. Ø 7,0 mm.	12	TR05120LFKNI2	0,5 - 3,0		10.000	6,0	500	5.000
		15	TR05150LFKNI2	3,0 - 6,0					
M6	D= 12,5 mm. S= 1,5 mm. d= 8,9 mm. Ø 9,0 mm.	14,5	TR06145LFKNI2	0,5 - 3,0		15.000	10,0	500	5.000
		17,7	TR06177LFKNI2	3,0 - 6,0					
M8	D= 15,5 mm. S= 1,5 mm. d= 10,9 mm. Ø 11,0 mm.	16	TR08160LFKNI2	0,5 - 3,0		27.000	24,0	250	2.500
		19	TR08190LFKNI2	3,0 - 6,0					
M10	D= 18,5 mm. S= 2,0 mm. d= 12,9 mm. Ø 13,0 mm.	17	TR10170LFKNI2	0,5 - 3,0		37.000	48,0	200	2.000
		22	TR10220LFKNI2	3,0 - 6,5					
M12	D= 22 mm. S= 2,0 mm. d= 15,9 mm. Ø 16,0 mm.	25	TR12250LFKNI2	1,0 - 4,0		54.000	82,0	150	1.500



CONSULTE STOCK

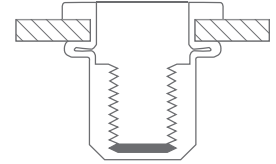
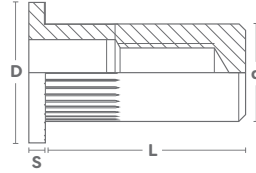


El valor del CIZALLAMIENTO varía según la superficie, dimensión y material del tornillo.
The value of SHEAR varies depending on surface, dimension and material of screws.



Cabeza Ancha - Cilíndrica Ranurada - Cerrada
Flat Head - Cylindrical Grooved - Closed End

INOX A-2
S. STEEL A-2



M Dimensiones / Sizes L / mm. Código / Code E / mm. € / 1000 PCS. N / mm N / mm

M	Dimensiones / Sizes	L / mm.	Código / Code	E / mm.	€ / 1000 PCS.	N / mm	N / mm		
M4	D= 8,5 mm. S= 1,0 mm. d= 5,9 mm. ø 6,0 mm.	16,5	TR04165LFKNI2-C	0,5 - 3,0		6.800	3,0	1.000	10.000
M5	D= 9,5 mm. S= 1,0 mm. d= 6,9 mm. ø7,0 mm.	19	TR05190LFKNI2-C	0,5 - 3,0		10.000	6,0	500	5.000
M6	D= 12,5 mm. S= 1,5 mm. d= 8,8 mm. ø 9,0 mm.	22	TR06220LFKNI2-C	0,5 - 3,0		15.000	10,0	250	2.500
M8	D= 15,5 mm. S= 1,5 mm. d= 10,9 mm. ø 11,0 mm.	26,5	TR08265LFKNI2-C	0,5 - 3,0		27.000	24,0	200	2.000
M10	D= 18,5 mm. S= 2,0 mm. d= 12,9 mm. ø 13,0 mm.	37	TR10370LFKNI2-C	1,0 - 3,5		37.000	48,0	100	1.000

El valor del CIZALLAMIENTO varía según la superficie, dimensión y material del tornillo.
The value of SHEAR varies depending on surface, dimension and material of screws.

Video

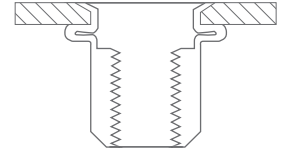
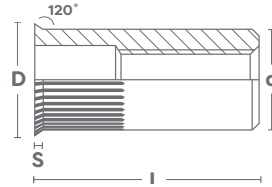


CONSULTE STOCK



INOX A-2
S. STEEL A-2

Cabeza Reducida - Cilíndrica Ranurada - Abierta
Reduced Head - Cylindrical Grooved - Open End



M	Dimensiones Sizes	L mm.	Código Code	E mm.	€ KUD PCS.	N	Nut	Stock	Box
M3	D= 6,0 mm. S= 0,5 mm. d= 4,9 mm. Ø 5,0 mm.	9	TR03090TSKNI2	0,5 - 2,0		4.000	1,2	1.000	10.000
M4	D= 6,5 mm. S= 0,5 mm. d= 5,9 mm. Ø 6,0 mm.	10	TR04100TSKNI2	0,5 - 3,0		6.800	3,0	1.000	10.000
		12,5	TR04125TSKNI2	3,0 - 4,0					
M5	D= 7,5 mm. S= 0,5 mm. d= 6,9 mm. Ø 7,0 mm.	11,5	TR05115TSKNI2	0,5 - 3,0		10.000	6,0	500	5.000
		13	TR05130TSKNI2	3,0 - 4,0					
M6	D= 9,5 mm. S= 0,5 mm. d= 8,9 mm. Ø 9,0 mm.	14	TR06140TSKNI2	0,5 - 3,0		15.000	10,0	500	5.000
		17,5	TR06175TSKNI2	3,0 - 5,0					
M8	D= 11,5 mm. S= 0,5 mm. d= 10,9 mm. Ø 11,0 mm.	15,5	TR08155TSKNI2	0,5 - 3,0		27.000	24,0	250	2.500
		19,5	TR08195TSKNI2	3,0 - 5,0					
M10	D= 13,5 mm. S= 0,7 mm. d= 12,9 mm. Ø 13,0 mm.	19,5	TR10195TSKNI2	0,5 - 3,5		37.000	48,0	200	2.000
		23	TR10230TSKNI2	3,0 - 6,0					



CONSULTE STOCK

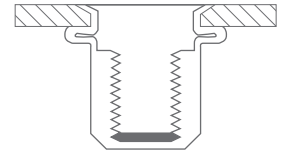
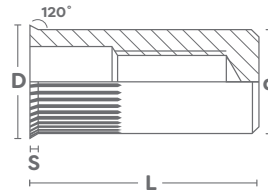


El valor del CIZALLAMIENTO varía según la superficie, dimensión y material del tornillo.
The value of SHEAR varies depending on surface, dimension and material of screws.



Cabeza Reducida - Cilíndrica Ranurada - Cerrada
Reduced Head - Cylindrical Grooved - Closed End

INOX A-2
 S. STEEL A-2



M Dimensiones / Sizes L (mm) Código / Code E (mm) € / 1000 PCS. N Nits  

M4	D= 6,5 mm. S= 0,5 mm. d= 5,9 mm.  ø 6,0 mm.	16	TR04160TSKNI2-C	0,5 - 3,0		6.800	3,0	1.000	10.000
M5	D= 7,5 mm. S= 0,5 mm. d= 6,9 mm.  ø7,0 mm.	19	TR05190TSKNI2-C	0,5 - 3,0		10.000	6,0	500	5.000
M6	D= 9,5 mm. S= 0,5 mm. d= 8,9 mm.  ø 9,0 mm.	22,5	TR06225TSKNI2-C	0,5 - 3,0		15.000	10,0	250	2.500
M8	D= 11,5 mm. S= 0,5 mm. d= 10,9 mm.  ø 11,0 mm.	25,5	TR08255TSKNI2-C	0,5 - 3,0		27.000	24,0	200	2.000
M10	D= 13,5 mm. S= 0,7 mm. d= 12,9 mm.  ø 13,0 mm.	35	TR10350TSKNI2-C	0,5 - 3,5		37.000	48,0	100	1.000

 El valor del CIZALLAMIENTO varía según la superficie, dimensión y material del tornillo.
 The value of SHEAR varies depending on surface, dimension and material of screws.

 Video

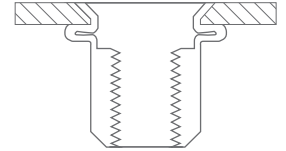
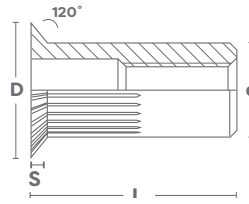


CONSULTE STOCK 



INOX A-2
S. STEEL A-2

Cabeza Avellanada - Cilíndrica Ranurada - Abierta
Countersunk Head - Cylindrical Grooved - Open End



M	Dimensiones Sizes	L mm.	Código Code	E mm.	€ 1000 PCS.	N	Nut		
M4	D= 8,5 mm. S= 1,5 mm. d= 5,9 mm. ø 6,0 mm.	11,5	TR04115CKKNI2	1,5 - 3,5		6.800	3,0	1.000	10.000
M5	D= 9,5 mm. S= 1,5 mm. d= 6,9 mm. ø7,0 mm.	13,5	TR05135CKKNI2	1,5 - 4,0		10.000	6,0	500	5.000
M6	D= 11,5 mm. S= 1,5 mm. d= 8,9 mm. ø 9,0 mm.	16	TR06160CKKNI2	1,5 - 4,5		15.000	10,0	500	5.000
M8	D= 13,5 mm. S= 1,5 mm. d= 10,9 mm. ø 11,0 mm.	19	TR08190CKKNI2	1,5 - 4,5		27.000	24,0	250	2.500
M10	D= 15,5 mm. S= 1,5 mm. d= 12,9 mm. ø 13,0 mm.	21	TR10210CKKNI2	1,5 - 4,5		37.000	48,0	200	2.000



El valor del CIZALLAMIENTO varía según la superficie, dimensión y material del tornillo.
The value of SHEAR varies depending on surface, dimension and material of screws.

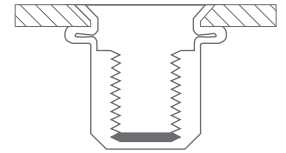
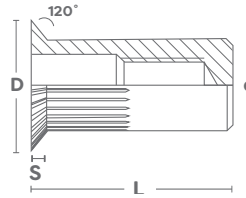


CONSULTE STOCK



Cabeza Avellanada - Cilíndrica Ranurada - Cerrada
Countersunk Head - Cylindrical Grooved - Closed End

INOX A-2
 S. STEEL A-2



M Dimensiones / Sizes L / mm. Código / Code E / mm. € / 1000 PCS. N / mm N/A S 3D Model

M	Dimensiones / Sizes	L / mm.	Código / Code	E / mm.	€ / 1000 PCS.	N / mm	N/A	S	3D Model
M4	D= 8,5 mm. S= 1,5 mm. d= 5,9 mm. Ø 6,0 mm.	17,5	TR04175CCKNI2-C	1,5 - 3,5	6.800	3,0	1.000	10.000	
M5	D= 9,5 mm. S= 1,5 mm. d= 6,9 mm. Ø 7,0 mm.	20,5	TR05205CCKNI2-C	1,5 - 4,0	10.000	6,0	500	5.000	
M6	D= 11,5 mm. S= 1,5 mm. d= 8,9 mm. Ø 9,0 mm.	23,5	TR06235CCKNI2-C	1,5 - 4,5	15.000	10,0	250	2.500	
M8	D= 13,5 mm. S= 1,5 mm. d= 10,9 mm. Ø 11,0 mm.	28	TR08280CCKNI2-C	1,5 - 4,5	27.000	24,0	200	2.000	
M10	D= 15,5 mm. S= 1,5 mm. d= 12,9 mm. Ø 13,0 mm.	36	TR10360CCKNI2-C	1,5 - 4,5	37.000	48,0	100	1.000	

Video



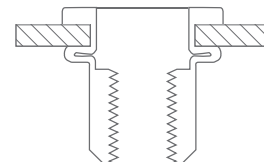
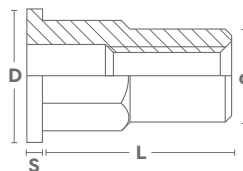
CONSULTE STOCK

El valor del CIZALLAMIENTO varía según la superficie, dimensión y material del tornillo.
 The value of SHEAR varies depending on surface, dimension and material of screws.



INOX A-2
S. STEEL A-2

Cabeza Ancha - Semi Hexagonal - Abierta Flat Head - Half Hexagonal - Open End



M	Dimensiones Sizes	L mm.	Código Code	E mm.	€ KUD PCS.	N	Nms		
M4	D= 8,5 mm. S= 1,0 mm. d= 5,9 mm. Ø 6,1 mm.	11,5	TR04115LF2HI2	0,5 - 3,0		6.800	3,0	1.000	10.000
M5	D= 9,5 mm. S= 1,0 mm. d= 6,9 mm. Ø 7,1 mm.	13,5	TR05135LF2HI2	0,5 - 3,0		10.000	6,0	500	5.000
M6	D= 12,0 mm. S= 1,5 mm. d= 8,9 mm. Ø 9,1 mm.	15,5	TR06155LF2HI2	0,5 - 3,0		15.000	10,0	500	5.000
M8	D= 14,5 mm. S= 1,5 mm. d= 10,9 mm. Ø 11,1 mm.	17,5	TR08175LF2HI2	0,5 - 3,0		27.000	24,0	250	2.500
M10	D= 16,0 mm. S= 1,7 mm. d= 12,9 mm. Ø 13,1 mm.	22	TR10220LF2HI2	1,0 - 4,0		37.000	48,0	200	2.000



El valor del CIZALLAMIENTO varía según la superficie, dimensión y material del tornillo.
The value of SHEAR varies depending on surface, dimension and material of screws.

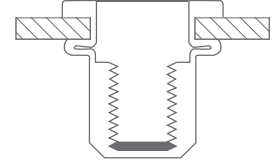
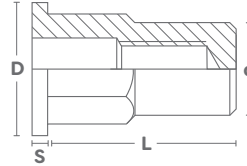


CONSULTE STOCK



Cabeza Ancha - Semi Hexagonal - Cerrada
Flat Head - Half Hexagonal - Closed End

INOX A-2
S. STEEL A-2



M	Dimensiones Sizes	L mm.	Código Code	E mm.	€ KUD PCS.	N	Nut		
M4	D= 8,5 mm. S= 1,0 mm. d= 5,9 mm. ⌀ 6,1 mm.	16	TR04160LF2HI2-C	0,5 - 3,0	491,07	6.800	3,0	1.000	10.000
M5	D= 9,5 mm. S= 1,0 mm. d= 6,9 mm. ⌀ 7,1 mm.	19	TR05190LF2HI2-C	0,5 - 3,0	491,07	10.000	6,0	500	5.000
M6	D= 12,0 mm. S= 1,5 mm. d= 8,9 mm. ⌀ 9,1 mm.	21,5	TR06215LF2HI2-C	0,5 - 3,0	803,57	15.000	10,0	250	2.500
M8	D= 14,5 mm. S= 1,5 mm. d= 10,9 mm. ⌀ 11,1 mm.	25	TR08250LF2HI2-C	0,5 - 3,0	1071,43	27.000	24,0	200	2.000
M10	D= 16,0 mm. S= 2,0 mm. d= 12,9 mm. ⌀ 13,1 mm.	35,5	TR10355LF2HI2-C	1,0 - 4,0	1410,71	37.000	48,0	100	1.000



CONSULTE STOCK



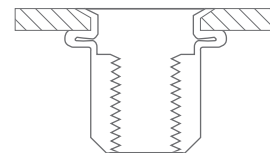
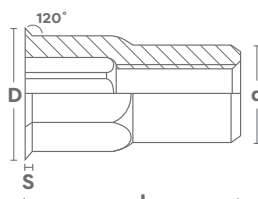
El valor del CIZALLAMIENTO varía según la superficie, dimensión y material del tornillo.
The value of SHEAR varies depending on surface, dimension and material of screws.



INOX A-2
S. STEEL A-2

Cabeza Reducida - Semi Hexagonal - Abierta

Reduced Head - Half Hexagonal - Open End



M	Dimensiones Sizes	L mm.	Código Code	E mm.	€ KUD PCS.	N	Nut		
M4	D= 7,0 mm. S= 0,5 mm. d= 5,9 mm. ⌀ 6,1 mm.	12	TR04120TS2HI2	0,5 - 3,0		6.800	3,0	1.000	10.000
M5	D= 8,0 mm. S= 0,5 mm. d= 6,9 mm. ⌀ 7,1 mm.	14	TR05140TS2HI2	0,5 - 3,0		10.000	6,0	500	5.000
M6	D= 10,0 mm. S= 0,5 mm. d= 8,9 mm. ⌀ 9,1 mm.	15,5	TR06155TS2HI2	0,5 - 3,0		15.000	10,0	500	5.000
M8	D= 12,0 mm. S= 0,5 mm. d= 10,9 mm. ⌀ 11,1 mm.	17	TR08170TS2HI2	0,5 - 3,0		27.000	24,0	250	2.500
M10	D= 14,0 mm. S= 0,7 mm. d= 12,9 mm. ⌀ 13,1 mm.	20,5	TR10205TS2HI2	1,0 - 4,0		37.000	48,0	200	2.000



El valor del CIZALLAMIENTO varía según la superficie, dimensión y material del tornillo.
The value of SHEAR varies depending on surface, dimension and material of screws.

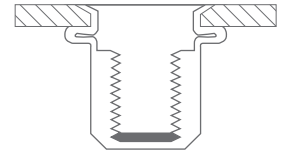
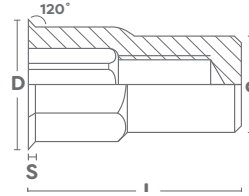


CONSULTE STOCK



Cabeza Reducida - Semi Hexagonal - Cerrada
Reduced Head - Semi Hexagonal - Closed End

INOX A-2
 S. STEEL A-2



M Dimensiones / Sizes L / mm. Código / Code E / mm. € / 1000 PCS. N / mm N / mm

M4	D= 7,0 mm. S= 0,5 mm. d= 5,9 mm. ⌀ 6,1 mm.	16,5	TR04165TS2HI2-C	0,5 - 3,0		6.800	3,0	1.000	10.000
M5	D= 8,0 mm. S= 0,5 mm. d= 6,9 mm. ⌀ 7,1 mm.	19,5	TR05195TS2HI2-C	0,5 - 3,0		10.000	6,0	500	5.000
M6	D= 10,0 mm. S= 0,5 mm. d= 8,9 mm. ⌀ 9,1 mm.	22,5	TR06225TS2HI2-C	0,5 - 3,0		15.000	10,0	250	2.500
M8	D= 12,0 mm. S= 0,5 mm. d= 10,9 mm. ⌀ 11,1 mm.	25,5	TR08255TS2HI2-C	0,5 - 3,0		27.000	24,0	200	2.000
M10	D= 14,0 mm. S= 0,7 mm. d= 12,9 mm. ⌀ 13,1 mm.	35,5	TR10355TS2HI2-C	1,0 - 4,0		37.000	48,0	100	1.000

Video



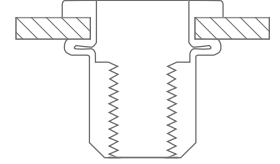
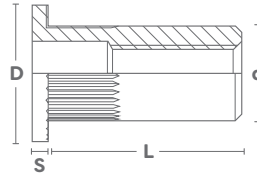
CONSULTE STOCK

El valor del CIZALLAMIENTO varía según la superficie, dimensión y material del tornillo.
 The value of SHEAR varies depending on surface, dimension and material of screws.



INOX A-4
S. STEEL A-4

Cabeza Ancha - Cilíndrica Ranurada - Abierta
Flat Head - Cylindrical Grooved - Open



M	Dimensiones Sizes	L mm.	Código Code	E mm.	€ 1000 PCS.	N	N/m		
M4	D= 8,5 mm. S= 1,0 mm. d= 5,9 mm. ø 6,0 mm.	10	TR04100LFKNI4	0,5 - 3,0	6.800	3,0	1.000	10.000	
M5	D= 9,5 mm. S= 1,0 mm. d= 6,9 mm. ø 7,0 mm.	12	TR05120LFKNI4	0,5 - 3,0	10.000	6,0	500	5.000	
M6	D= 12,5 mm. S= 1,5 mm. d= 8,9 mm. ø 9,0 mm.	14,5	TR06145LFKNI4	0,5 - 3,0	15.000	10,0	500	5.000	
M8	D= 15,5 mm. S= 1,5 mm. d= 10,9 mm. ø 11,0 mm.	16	TR08160LFKNI4	0,5 - 3,0	27.000	24,0	250	2.500	

El valor del CIZALLAMIENTO varía según la superficie, dimensión y material del tornillo.
The value of SHEAR varies depending on surface, dimension and material of screws.

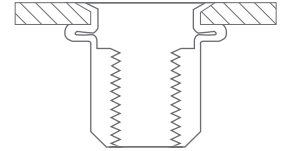
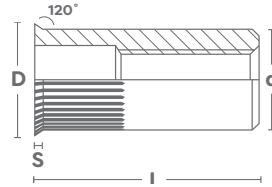


CONSULTE STOCK



Cabeza Reducida - Cilíndrica Ranurada - Abierta
 Reduced Head - Cylindrical Grooved - Open

INOX A-4
 S. STEEL A-4



M	Dimensiones Sizes	L mm.	Código Code	E mm.	€ KUD PCS.	N	Nut	Stock	Box
M4	D= 6,5 mm. S= 0,5 mm. d= 5,9 mm. Ø 6,0 mm.	10	TR04100TSKNI4	0,5 - 3,0	6.800	3,0	1.000	10.000	
M5	D= 7,5 mm. S= 0,5 mm. d= 6,9 mm. Ø 7,0 mm.	11,5	TR05115TSKNI4	0,5 - 3,0	10.000	6,0	500	5.000	
M6	D= 9,5 mm. S= 0,5 mm. d= 8,9 mm. Ø 9,0 mm.	14	TR06140TSKNI4	0,5 - 3,0	15.000	10,0	500	5.000	
M8	D= 11,5 mm. S= 0,5 mm. d= 10,9 mm. Ø 11,0 mm.	15,5	TR08155TSKNI4	0,5 - 3,0	27.000	24,0	250	2.500	

El valor del CIZALLAMIENTO varía según la superficie, dimensión y material del tornillo.
 The value of SHEAR varies depending on surface, dimension and material of screws.



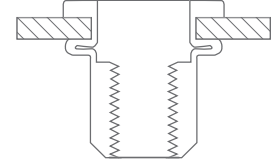
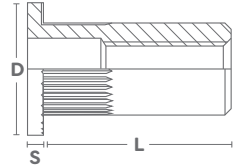
CONSULTE STOCK





ALUMINIO
ALUMINIUM

Cabeza Ancha - Cilíndrica Ranurada - Abierta
Flat Head - Cylindrical Grooved - Open End



M	Dimensiones Sizes	L mm.	Código Code	E mm.	€ KUD PCS.	N	Nm		
M3	D= 6,5 mm. S= 1,0 mm. d= 4,9 mm. ∅ 5,0 mm.	10	TR03100LFKNAL	0,5 - 3,0	2.500	0,7	1.000	10.000	
M4	D= 9,7 mm. S= 0,8 mm. d= 5,9 mm. ∅ 6,0 mm.	10	TR04100LFKNAL	0,5 - 3,0	4.000	2,0	1.000	10.000	
		12	TR04120LFKNAL	3,0 - 4,0					
M5	D= 10,0 mm. S= 1,0 mm. d= 6,9 mm. ∅ 7,0 mm.	12	TR05120LFKNAL	0,5 - 3,0	5.500	4,0	500	5.000	
		15	TR05150LFKNAL	3,0 - 6,0					
M6	D= 12,5 mm. S= 1,5 mm. d= 8,9 mm. ∅ 9,0 mm.	14,5	TR06145LFKNAL	0,5 - 3,0	8.300	6,0	500	5.000	
		17,5	TR06175LFKNAL	3,0 - 6,0					
M8	D= 15,5 mm. S= 1,5 mm. d= 10,9 mm. ∅ 11,0 mm.	16	TR08160LFKNAL	0,5 - 3,0	13.000	15,0	250	2.500	
		19	TR08190LFKNAL	3,0 - 6,0					
M10	D= 18,5 mm. S= 1,8 mm. d= 12,9 mm. ∅ 13,0 mm.	17	TR10170LFKNAL	1,0 - 3,5	20.000	27,0	200	2.000	
		22	TR10220LFKNAL	3,5 - 6,0					
M12	D= 22,5 mm. S= 2,0 mm. d= 15,9 mm. ∅ 16,0 mm.	23	TR12230LFKNAL	1,0 - 4,0	28.000	45,0	150	1.500	



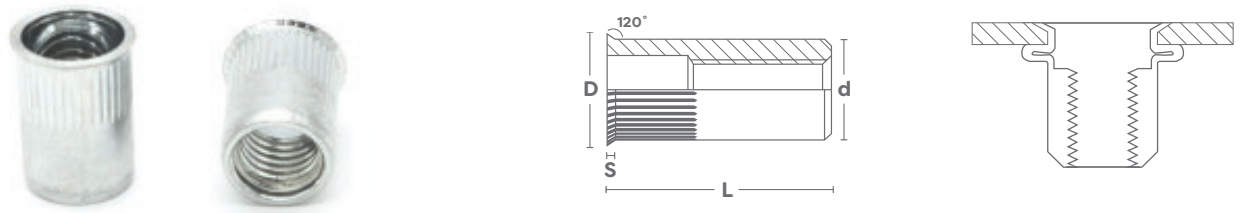
CONSULTE STOCK



El valor del CIZALLAMIENTO varía según la superficie, dimensión y material del tornillo.
The value of SHEAR varies depending on surface, dimension and material of screws.



Cabeza Reducida - Cilíndrica Ranurada - Abierta
 Reduced Head - Cylindrical Grooved - Open End



M Dimensiones / Sizes L / mm. Código / Code E / mm. € / 1000 PCS. N / mm N / mm  

M4	D= 6,5 mm. S= 0,5 mm. d= 5,9 mm.  ø 6,0 mm.	10	TR04100TSKNAL	0,5 - 3,0		4.000	2,0	1.000	10.000
M5	D= 7,5 mm. S= 0,5 mm. d= 6,9 mm.  ø 7,0 mm.	11,5	TR05115TSKNAL	0,5 - 3,0		5.500	4,0	1.000	10.000
M6	D= 9,5 mm. S= 0,5 mm. d= 8,9 mm.  ø 9,0 mm.	14	TR06140TSKNAL	0,5 - 3,0		8.300	6,0	500	5.000
M8	D= 11,5 mm. S= 0,5 mm. d= 10,9 mm.  ø 11,0 mm.	15,5	TR08155TSKNAL	0,5 - 3,0		13.000	15,0	250	2.500
M10	D= 13,5 mm. S= 0,7 mm. d= 12,9 mm.  ø 13,0 mm.	19,5	TR10195TSKNAL	0,5 - 3,5		20.000	27,0	200	2.000

 El valor del CIZALLAMIENTO varía según la superficie, dimensión y material del tornillo.
 The value of SHEAR varies depending on surface, dimension and material of screws.



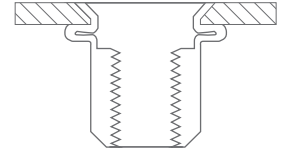
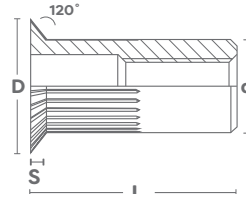
CONSULTE STOCK





ALUMINIO
ALUMINIUM

Cabeza Avellanada - Cilíndrica Ranurada - Abierta
Countersunk Head - Cylindrical Grooved - Open End



M	Dimensiones Sizes	L mm.	Código Code	E mm.	€ KUD PCS.	N	Nms		
M4	D= 8,5 mm. S= 1,5 mm. d= 5,9 mm. ø 6,0 mm.	11,5	TR04115CKKNAL	1,5 - 3,5		4.000	2,0	1.000	10.000
M5	D= 9,5 mm. S= 1,5 mm. d= 6,9 mm. ø7,0 mm.	13,5	TR05135CKKNAL	1,5 - 4,0		5.500	4,0	500	5.000
M6	D= 11,5 mm. S= 1,5 mm. d= 8,9 mm. ø 9,0 mm.	16	TR06160CKKNAL	1,5 - 4,5		8.300	6,0	500	5.000
M8	D= 13,5 mm. S= 1,5 mm. d= 10,9 mm. ø 11,0 mm.	19	TR08190CKKNAL	1,5 - 4,5		13.000	15,0	250	2.500
M10	D= 15,5 mm. S= 1,5 mm. d= 12,9 mm. ø 13,0 mm.	21	TR10210CKKNAL	1,5 - 4,5		20.000	27,0	200	2.000



El valor del CIZALLAMIENTO varía según la superficie, dimensión y material del tornillo.
The value of SHEAR varies depending on surface, dimension and material of screws.



CONSULTE STOCK



REMACHES TUDELA

REMACHES



BLIND RIVETS

PERNOS COLLARÍN



LOCK BOLTS

TUERCAS
REMACHABLES



RIVET NUTS

REMACHADORAS



RIVETING TOOLS



¡FABRICACIÓN
PROPIA!

OWN
PRODUCTION!

UN NUEVO CONCEPTO DE REMACHADORAS A BATERÍA BASADAS EN:

- EFICIENCIA
- EFICACIA
- DISEÑO ESTILIZADO
- ALTA CAPACIDAD
- ERGONOMÍA
- LIGEREZA



IERO 5.0

ø2,4mm-ø5,0mm
12,000N/21mm

IERO 6.0

ø4,8mm-ø6,4mm
20,000N/25mm

IERO T.0

5,2mm-7,8mm
12,000N/25mm

FOR BLIND RIVETS

A NEW CONCEPT OF RIVETING BATTERY TOOLS BASED ON:

- EFFICIENCY
- ESSENTIAL DESIGN
- HIGH CAPACITY
- COMFORT ON GRIP
- LIGHT ON WEIGHT



IERO 7.0

Ø4,8mm-Ø6,4mm
23,000N/19mm

FOR LOCK BOLTS



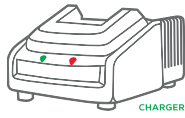
IERO 8.0

M3-M8
22,500N/8mm

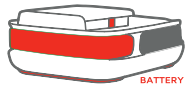
FOR RIVET NUTS

REMACHADORA DE BATERÍA / BATTERY RIVETING TOOL

IERO 5.0



CHARGER



x2
BATTERY



CÓDIGO
CODE: UIERO50-2

Ø2,4mm - Ø5,0mm

Acero / Aluminio / A2

Steel / Aluminium / Stainless Steel



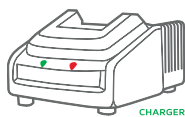
DATOS TÉCNICOS		SPECIFICATIONS	
Remachadora para	Remaches Ø2,4mm a Ø5,0mm	Rivet tool for	Rivets Ø2,4mm to Ø5,0mm
Carrera	21mm	Stroke	21mm
Fuerza de tracción	12000N	Traction power	12000N
Cargador	100-240VAC•50-60Hz•18VDC•2,5A max•0,37 kgs	Charger	100-240VAC•50-60Hz•18VDC•2,5A max•0,37 kgs
Batería	5 cells • C 2.0 Ah • W 0,36 kg • 18V • Li-ion	Battery	5 cells • C 2.0 Ah • W 0,36 kg • 18V • Li-ion
Potencia	DC motor 18V	Power	DC motor 18V
Materiales del remache	Acero • Aluminio • A2	Material	Steel • Aluminium • Stainless Steel
Boquillas	Ø2.4 • Ø3.0/3.2 • Ø4.0 • Ø4.8/5.0	Nose pieces	Ø2.4 • Ø3.0/3.2 • Ø4.0 • Ø4.8/5.0
Indicadores led	Indicador de carga Batería led • 3 leds para la aplicación	Light indicators	Battery light indicator • 3 led lights for application
Peso	2,15kgs	Tool weight	2,15kgs
Colector de vástagos	Colector de vástagos transparente para control visual	Nail collector	Transparent collector for visual control

Video



CONSULTE STOCK

IERO 6.0



CHARGER



x2
BATTERY

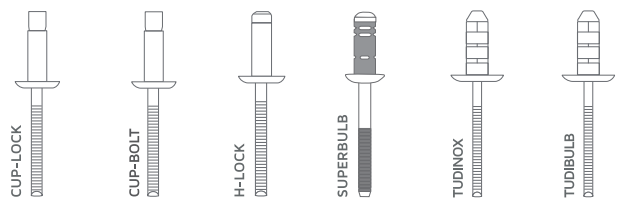


CÓDIGO
CODE: UIERO60-2

Ø4,8mm - Ø6,4mm

Acero / Aluminio / A2

Steel / Aluminium / Stainless Steel



DATOS TÉCNICOS		SPECIFICATIONS	
Remachadora para	Remaches Estandar y Estructurales Ø4.8mm a Ø6.4mm	Rivet tool for	Rivets Standard and Structural Rivets Ø4.8mm to Ø6.4mm
Carrera	25mm	Stroke	25mm
Fuerza de tracción	20,000N	Traction power	20,000N
Cargador	100-240VAC•50-60Hz•18VDC•2,5A max•0,37 kgs	Charger	100-240VAC•50-60Hz•18VDC•2,5A max•0,37 kgs
Batería	5 cells • C 2.0 Ah • W 0,36 kg • 18V • Li-ion	Battery	5 cells • C 2.0 Ah • W 0,36 kg • 18V • Li-ion
Potencia	DC motor 18V	Power	DC motor 18V
Materiales del remache	Acero • Aluminio • A2	Material	Steel • Aluminium • Stainless Steel
Ideal para	Cup-Lock • H-Lock • Super-Bulb • Tudinox-extra Tudibulb-extra • Cup-bolt	Suitable for	Cup-Lock • H-Lock • Super-Bulb • Tudinox-extra Tudibulb-extra • Cup-bolt
Indicadores led	Indicador de carga Batería led • 3 leds para la aplicación	Light indicators	Battery light indicator • 3 led lights for application
Peso	2,15kgs	Tool weight	2,15kgs
Colector de vástagos	Colector de vástagos transparente para control visual	Nail collector	Transparent collector for visual control

Video



CONSULTE STOCK

REMACHADORA DE BATERÍA / BATTERY RIVETING TOOL

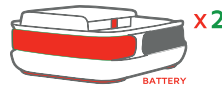
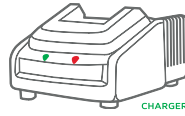
Ø5,2mm - Ø7,8mm

Acero / Aluminio / A2

Steel / Aluminium / Stainless Steel



IERO
T.0



CÓDIGO
CODE: **UIEROTO-2**



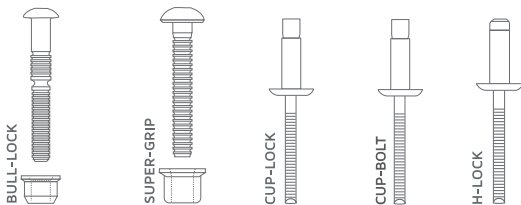
DATOS TÉCNICOS		SPECIFICATIONS	
Remachadora para	Remaches Ø5,2mm a Ø7,8mm	Rivet tool for	Rivets Ø5,2mm to Ø7,8mm
Carrera	25mm	Stroke	25mm
Fuerza de tracción	12000N	Traction power	12000N
Cargador	100-240VAC•50-60Hz•18VDC•2,5A max•0,37 kgs	Charger	100-240VAC•50-60Hz•18VDC•2,5A max•0,37 kgs
Batería	5 cells • C 2.0 Ah • W 0,36 kg • 18V • Li-ion	Battery	5 cells • C 2.0 Ah • W 0,36 kg • 18V • Li-ion
Potencia	DC motor 18V	Power	DC motor 18V
Materiales del remache	Acero • Aluminio • A2	Material	Steel • Aluminium • Stainless Steel
Boquillas	Ø5.2 • Ø6.4 • Ø7,8 • Trebulb • Trebulb-plus	Nose pieces	Ø5.2 • Ø6.4 • Ø7,8 • Trebulb • Trebulb-plus
Indicadores led	Indicador de carga Batería led • 3 leds para la aplicación	Light indicators	Battery light indicator • 3 led lights for application
Peso	2,15kgs	Tool weight	2,15kgs
Colector de vástagos	Colector de vástagos transparente para control visual	Nail collector	Transparent colector for visual control



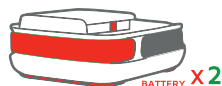
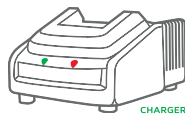
Ø4,8mm - Ø6,4mm

Acero / Aluminio / A2

Steel / Aluminium / Stainless Steel A2




IERO
7.0



CÓDIGO
CODE: **UIERO70-2**

Sin Boquilla
Without Nosepiece



DATOS TÉCNICOS		SPECIFICATIONS	
Remachadora para	Pernos Collar y Remaches Estructurales Ø 4,8mm a Ø6,4mm	Rivet tool for	Lock Bolts and Structural Rivets Ø 4,8mm a Ø6,4mm
Carrera	19mm	Stroke	19mm
Fuerza de tracción	23,000N	Traction power	23,000N
Cargador	100-240VAC•50-60Hz•18VDC•2,5A max•0,37 kgs	Charger	100-240VAC•50-60Hz•18VDC•2,5A max•0,37 kgs
Batería	5 cells • C 2.0 Ah • W 0,36 kg • 18V • Li-ion	Battery	5 cells • C 2.0 Ah • W 0,36 kg • 18V • Li-ion
Potencia	DC motor 18V	Power	DC motor 18V
Materiales del remache	Acero • Aluminio	Material	Steel • Aluminium
Ideal para	Bull-Lock• Super-Grip Remaches Estructurales* (kit boquilla para estructurales)	Suitable for	Bull-Lock• Super-Grip Structural Rivets* (structural nose kit)
Indicadores led	Indicador de carga Batería led • 3 leds para la aplicación	Light indicators	Battery light indicator • 3 led lights for application
Peso	2,26kgs	Tool weight	2,26kgs
Colector de vástagos	Colector de vástagos transparente para control visual	Nail collector	Transparent colector for visual control




REMACHADORA DE BATERÍA / BATTERY RIVETING TOOL

M3 - M8

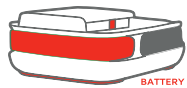
Acero / Aluminio / A2

Steel / Aluminium / Stainless Steel

IERO
8.0



CHARGER

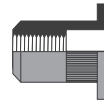


x2

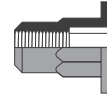
BATTERY



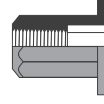
CÓDIGO
CODE: UIERO80-2



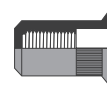
CILÍNDRICA RANURADA



SEMI HEXAGONAL ABIERTA



HEXAGONAL ABIERTA



CILÍNDRICA RANURADA CERRADA




DATOS TÉCNICOS		SPECIFICATIONS	
Remachadora para	Tuercas M3 a M8	Rivet tool for	Rivet Nuts M3 to M8
Carrera	8mm	Stroke	8 mm
Fuerza de tracción	22,500N	Traction power	22,500N
Cargador	100-240VAC•50-60Hz•18VDC•2,5A max•0,37 kgs	Charger	100-240VAC•50-60Hz•18VDC•2,5A max•0,37 kgs
Batería	5 cells • C 2.0 Ah • W 0,36 kg • 18V • Li-ion	Battery	5 cells • C 2.0 Ah • W 0,36 kg • 18V • Li-ion
Potencia	DC motor 18V	Power	DC motor 18V
Materiales del remache	Acero • Aluminio • A2	Material	Steel • Aluminium • Stainless Steel
Tipos de tuercas	Cabeza Ancha • Reducida • Avellanada / Cuerpo Cilíndrico • Semi Hexagonal y Hexagonales	Types	Flat • Reduced • Countersunk Head / Cilyndrical • Half and Full Hexagonal Body
Indicadores led	Indicador de carga Batería led • 3 leds para la aplicación	Light indicators	Battery light indicator • 3 led lights for application
Peso	2,37kgs	Tool weight	2,37kgs

Video



CONSULTE STOCK





TM3

CÓDIGO • CODE: U003TM03

Ø2,4mm - Ø4,8mm
Acero / Aluminio
Steel / Aluminium

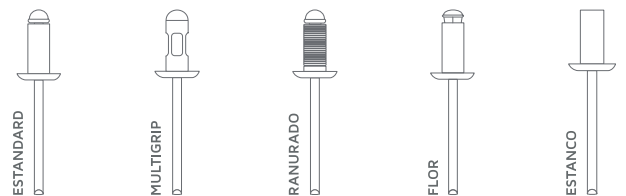


DATOS TÉCNICOS		SPECIFICATIONS	
Remachadora para	Remaches Ø 2,4 mm a Ø 4,8 mm	Rivet tool for	Blind Rivet Ø 2,4 mm to Ø 4,8 mm
Materiales del Remache	Aluminio 2,4 - 3,2 - 4,0 - 4,8	Rivet Material	Aluminium 2,4 - 3,2 - 4,0 - 4,8
	Acero 2,4 - 3,2 - 4,0		Steel 2,4 - 3,2 - 4,0
Embalaje	Caja cartón	Packaging	Carton box
Peso	530 gr.	Tool weight	530 gr.

Kit EcoBox TM3

CÓDIGO • CODE: U003TM03K

Ø2,4mm - Ø4,8mm
Acero / Aluminio
Steel / Aluminium



DATOS TÉCNICOS		SPECIFICATIONS	
Remachadora para	Remaches Ø 2,4 mm a Ø 4,8 mm	Rivet tool for	Blind Rivet Ø 2,4 mm to Ø 4,8 mm
Materiales del Remache	Aluminio 2,4 - 3,2 - 4,0 - 4,8	Rivet Material	Aluminium 2,4 - 3,2 - 4,0 - 4,8
	Acero 2,4 - 3,2 - 4,0		Steel 2,4 - 3,2 - 4,0
Embalaje	Caja cartón	Packaging	Carton box
Peso	750 g.	Tool weight	750 g.

Incluye: Remache 3,2x10 - 100 pcs
Remache 4,0x10 - 75 pcs
Remache 4,8x10 - 50 pcs

Include: Blind Rivet 3,2x10 - 100 pcs
Blind Rivet 4,0x10 - 75 pcs
Blind Rivet 4,8x10 - 50 pcs

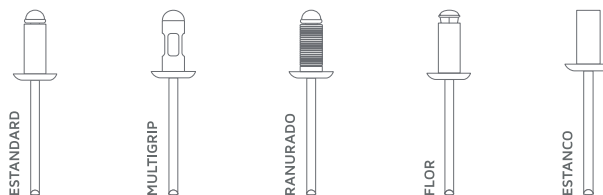
TM6

CÓDIGO • CODE: U006TM06

Ø3,2mm - Ø6,4mm

Acero / Aluminio / A2

Steel / Aluminium / Stainless Steel



DATOS TÉCNICOS		SPECIFICATIONS	
Remachadora para	Remaches ø 3,2 mm a ø 6,4 mm	Rivet tool for	Blind Rivet ø 3,2 mm to ø 6,4 mm
Materiales del Remache	Aluminio - Acero - Inox	Rivet Material	Aluminium - Steel - Stainless Steel
Embalaje	Caja cartón	Packaging	Carton box
Peso	1,810 gr.	Tool weight	1,810 gr.

Video



CONSULTE STOCK



TM7

CÓDIGO • CODE: U007TM07

Ø3,2mm - Ø6,4mm

Acero / Aluminio / A2

Steel / Aluminium / Stainless Steel



DATOS TÉCNICOS		SPECIFICATIONS	
Remachadora para	Remaches ø 3,2 mm a ø 6,4 mm	Rivet tool for	Blind Rivet ø 3,2 mm to ø 6,4 mm
Materiales del Remache	Aluminio - Acero - Inox	Rivet Material	Aluminium - Steel - Stainless Steel
Embalaje	Caja cartón	Packaging	Carton box
Peso	1,930 gr.	Tool weight	1,930 gr.

Video



CONSULTE STOCK




Remachadora manual para remaches Pro / Hand tool for blind rivets Pro

RH50

CÓDIGO • CODE: U050PRH50

Ø3,2mm - Ø4,8mm
Acero / Aluminio / A2
Steel / Aluminium / Stainless Steel



DATOS TÉCNICOS		SPECIFICATIONS	
Remachadora para	Remaches Ø 3,2 mm a Ø 4,8 mm	Rivet tool for	Blind Rivet Ø 3,2 mm to Ø 4,8 mm
Materiales del Remache	Aluminio - Acero - Inox	Rivet Material	Aluminium - Steel - Inox
Embalaje	Caja cartón	Packaging	Carton box
Peso	570 gr.	Tool weight	570 gr.

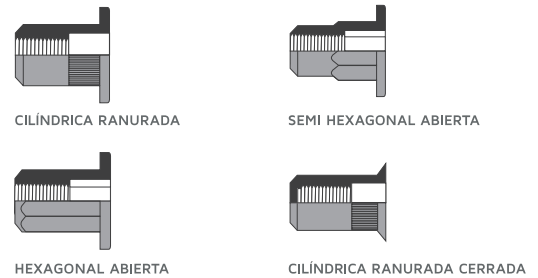



Remachadora Manual para Tuercas Remachables Pro / Hand Tool For Rivet Nuts Pro

NH06

CÓDIGO • CODE: U006PNH06

M3 - M6
Acero / Aluminio / A2
Steel / Aluminium / Stainless Steel



DATOS TÉCNICOS		SPECIFICATIONS	
Remachadora para	Tuercas M3 a M6	Rivet tool for	Rivet Nuts M3 to M6
Materiales de la tuerca	Aluminio - Acero - Inox	Rivet nut Material	Aluminium - Steel - Inox
Embalaje	Caja Cartón	Packaging	Carton box
Peso	660 gr.	Tool weight	660 gr.



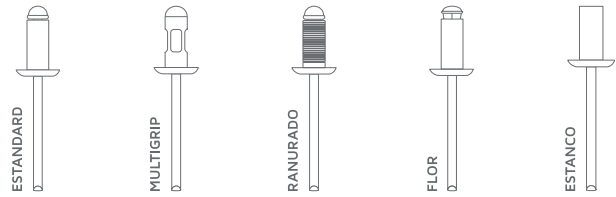
RH64

CÓDIGO • CODE: U064PRH64

Ø3,2mm - Ø6,4mm

Acero / Aluminio / A2

Steel / Aluminium / Stainless Steel



DATOS TÉCNICOS		SPECIFICATIONS	
Remachadora para	Remaches Ø 3,2 mm a Ø 6,4 mm	Rivet tool for	Blind Rivet Ø 3,2 mm to Ø 6,4 mm
Materiales del Remache	Aluminio - Acero - Inox	Rivet Material	Aluminium - Steel - Stainless Steel
Embalaje	Caja cartón	Packaging	Carton box
Peso	1,400 gr.	Tool weight	1,400 gr.

Video



CONSULTE STOCK



Remachadora Manual para Tuercas Remachables Pro / Hand Tool For Rivet Nuts Pro

NH10

CÓDIGO • CODE: U010PNH10

M5 - M10

Acero / Aluminio / A2

Steel / Aluminium / Stainless Steel



DATOS TÉCNICOS		SPECIFICATIONS	
Remachadora para	Tuercas M3 a M10	Rivet tool for	Rivet Nuts M3 to M10
Materiales Tuerca	Aluminio - Acero - Inox	Rivet Nut Material	Aluminium - Steel - Stainless Steel
Embalaje	Caja cartón	Packaging	Carton box
Peso	2.200 gr	Tool weight	2.200 gr

Video



CONSULTE STOCK



Disponible bajo demanda utillajes para M3 y M4. / M3 and M4 tooling available on demand.

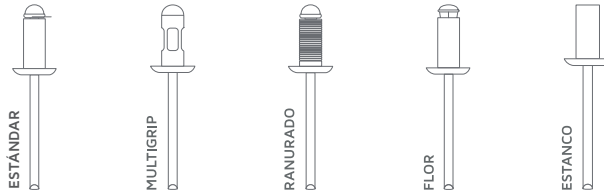
TPB01

CÓDIGO • CODE: U001TPB01

Ø2,4mm - Ø5,0mm

Acero / Aluminio / A2

Steel / Aluminium / Stainless Steel



DATOS TÉCNICOS		SPECIFICATIONS	
Remachadora para	Remaches Ø 2,4 mm a Ø 5,0 mm	Rivet tool for	Blind Rivet Ø 2,4 mm to Ø 5,0 mm
Carrera	18 mm	Stroke	18 mm
Fuerza de tracción	7000N	Traction power	7000N
Consumo Aire	1,6 LT	Air consumption	1,6 LT
Presión trabajo	5-7 bar	Operating Air pressure	5-7 bar
Materiales del Remache	Aluminio - Acero - Inox	Rivet Material	Aluminium - Steel - Stainless Steel
Embalaje	Maletín plástico	Packaging	Plastic box
Peso	1,10 Kg	Tool weight	1,10 Kg



TPB02

CÓDIGO • CODE: U002TPB02

Ø4,0mm - Ø6,4mm

Acero / Aluminio / A2

Steel / Aluminium / Stainless Steel



DATOS TÉCNICOS		SPECIFICATIONS	
Remachadora para	Remaches Ø 4,0 mm a Ø 6,4 mm	Rivet tool for	Blind Rivet Ø 4,0 mm to Ø 6,4 mm
Carrera	20 mm	Stroke	20 mm
Fuerza de tracción	10.000N	Traction power	10.000N
Consumo Aire	1,6 LT	Air consumption	1,6 LT
Presión trabajo	5-7 bar	Operating Air pressure	5-7 bar
Materiales del Remache	Aluminio - Acero - Inox	Rivet Material	Aluminium - Steel - Stainless Steel
Embalaje	Maletín plástico	Packaging	Plastic box
Peso	1,30 Kg	Tool weight	1,30 Kg



TPA01


CÓDIGO • CODE: U001TPA01

¡ASPIRACIÓN DE VÁSTAGO!
MANDREL ASPIRATION!

Ø2,4mm - Ø5,0mm

Acero / Aluminio / A2

Steel / Aluminium / Stainless Steel



DATOS TÉCNICOS		SPECIFICATIONS	
Remachadora para	Remaches Ø 2,4 mm a Ø 5,0 mm	Rivet tool for	Blind Rivet Ø 2,4 mm to Ø 5,0 mm
Carrera	18 mm	Stroke	18 mm
Fuerza de tracción	7000N	Traction power	7000N
Consumo Aire	1,6 LT	Air consumption	1,6 LT
Presión trabajo	5-7 bar	Operating Air pressure	5-7 bar
Materiales del Remache	Aluminio - Acero - Inox	Rivet Material	Aluminium - Steel - Stainless Steel
Embalaje	Maletín plástico	Packaging	Plastic box
Peso	1,10 Kg	Tool weight	1,10 Kg

Video



CONSULTE STOCK



TPA02

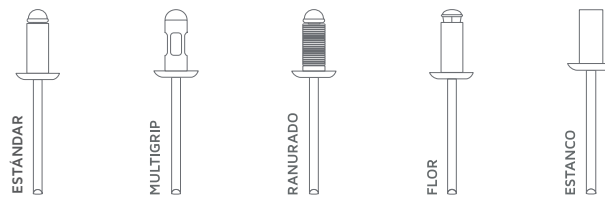
CÓDIGO • CODE: U002TPA02

¡ASPIRACIÓN DE VÁSTAGO!
MANDREL ASPIRATION!

Ø3,2mm - Ø6,4mm

Acero / Aluminio / A2

Steel / Aluminium / Stainless Steel



DATOS TÉCNICOS		SPECIFICATIONS	
Remachadora para	Remaches Ø 3,2 mm a Ø 6,4 mm	Rivet tool for	Blind Rivet Ø 3,2 mm to Ø 6,4 mm
Carrera	20 mm	Stroke	20 mm
Fuerza de tracción	10.000N	Traction power	10.000N
Consumo Aire	2,6 LT	Air consumption	2,6 LT
Presión trabajo	5-7 bar	Operating Air pressure	5-7 bar
Materiales del Remache	Aluminio - Acero - Inox	Rivet Material	Aluminium - Steel - Stainless Steel
Embalaje	Maletín plástico	Packaging	Plastic box
Peso	1,30 Kg	Tool weight	1,30 Kg

Video



CONSULTE STOCK



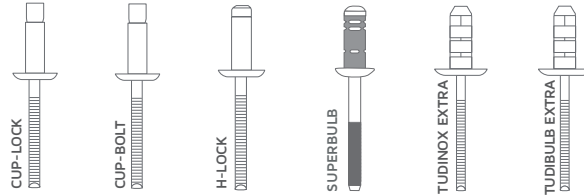
TP4

CÓDIGO • CODE: U004TP04



¡TAMBIÉN REMACHES ESTRUCTURALES!
ALSO STRUCTURAL RIVETS!

Ø4,8mm - Ø6,4mm
Acero / Aluminio / A2
Steel / Aluminium / Stainless Steel



DATOS TÉCNICOS		SPECIFICATIONS	
Remachadora para	Remaches ø 4,8 mm a ø 6,4 mm	Rivet tool for	Blind Rivet ø 4,8 mm to ø 6,4 mm
Carrera	26 mm	Stroke	26 mm
Fuerza de tracción	18.000N	Traction power	18.000N
Consumo Aire	4,8 LT	Air consumption	4.8 LT
Presión trabajo	5-7 bar	Operating Air pressure	5-7 bar
Materiales del Remache	Aluminio - Acero - Inox	Rivet Material	Aluminium - Steel - Stainless Steel
Embalaje	Maletín plástico	Packaging	Plastic box
Peso	1,70 Kg	Tool weight	1,70 Kg

Video



CONSULTE STOCK



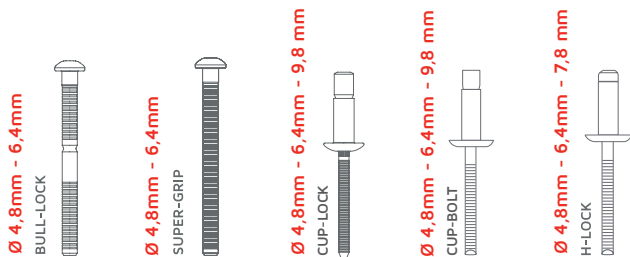
MAG70

CÓDIGO • CODE: URP70V

Ø4,8mm - Ø9,8mm

Acero / Aluminio / A2

Steel / Aluminium / Stainless Steel



DATOS TÉCNICOS		SPECIFICATIONS	
Remachadora para	Remaches Ø 4,8 mm a Ø 9,8 mm	Rivet tool for	Blind Rivet Ø 4,8 mm to Ø 9,8 mm
Carrera	17 mm	Stroke	17 mm
Fuerza de tracción	28.000-39.000N	Traction power	28.000-39.000N
Consumo Aire	4,8 LT	Air consumption	4,8 LT
Presión trabajo	5-7 bar	Operating Air pressure	5-7 bar
Materiales del Remache	Aluminio - Acero - Inox	Rivet Material	Aluminium - Steel - Stainless Steel
Embalaje	Caja cartón	Packaging	Carton box
Peso	2,90 Kg	Tool weight	2,90 Kg

Kit no incluido / Not included Kit



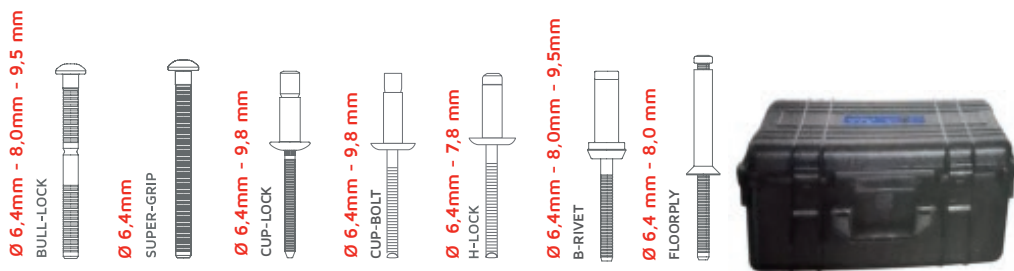
MAG100

CÓDIGO • CODE: URP100V

Ø6,4mm - Ø9,8mm

Acero / Aluminio / A2

Steel / Aluminium / Stainless Steel



DATOS TÉCNICOS		SPECIFICATIONS	
Remachadora para	Remaches Ø 6,4 mm a Ø 9,8 mm	Rivet tool for	Blind Rivet Ø 6,4 mm to Ø 9,8 mm
Carrera	22 mm	Stroke	22 mm
Fuerza de tracción	30.600-42.840N	Traction power	30.600-42.840N
Consumo Aire	8,4 LT	Air consumption	8,4 LT
Presión trabajo	5-7 bar	Operating Air pressure	5-7 bar
Materiales del Remache	Aluminio - Acero - Inox	Rivet Material	Aluminium - Steel - Stainless Steel
Embalaje	Maletín plástico	Packaging	Plastic box
Peso	5,50 Kg	Tool weight	5,50 Kg

Kit no incluido / Not included Kit

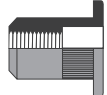


TT8

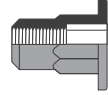
CÓDIGO • CODE: U08TT10A



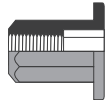
¡RÁPIDO CAMBIO DE UTILLAJE!
QUICK TOOL CHANGE!



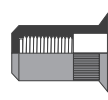
CILÍNDRICA RANURADA



SEMI HEXAGONAL ABIERTA



HEXAGONAL ABIERTA



CILÍNDRICA RANURADA CERRADA



REGULADOR DE PRESIÓN
PRESION
REGULATOR



M3 - M12

Acero / Aluminio / A2

Steel / Aluminium / Stainless Steel

DATOS TÉCNICOS		SPECIFICATIONS	
Remachadora para	Tuercas Remachables M3 a M12	Rivet tool for	Rivet Nuts M3 to M12
Carrera	7 mm	Stroke	7 mm
Fuerza de tracción	30.000N	Traction power	30.000N
Consumo Aire	2,7 LT	Air consumption	2,7 LT
Presión trabajo	5-7 bar	Operating Air pressure	5-7 bar
Material tuerca remachable	Aluminio - Acero - Inox	Rivet Nut Material	Aluminium - Steel - Stainless Steel
Embalaje	Maletín plástico	Packaging	Plastic box
Peso	2,46 Kg	Tool weight	2,46 Kg

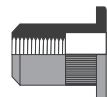


TT12

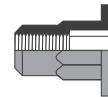
CÓDIGO • CODE: U12TT10NA



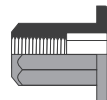
¡PIEZAS UNIVERSALES!
UNIVERSAL PIECES!



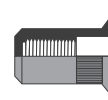
CILÍNDRICA RANURADA



SEMI HEXAGONAL ABIERTA



HEXAGONAL ABIERTA



CILÍNDRICA RANURADA CERRADA



REGULADOR DE PRESIÓN
PRESION
REGULATOR



M3 - M12

Acero / Aluminio / A2

Steel / Aluminium / Stainless Steel

DATOS TÉCNICOS		SPECIFICATIONS	
Remachadora para	Tuercas Remachables M3 a M12	Rivet tool for	Rivet Nuts M3 to M12
Carrera	7 mm	Stroke	7 mm
Fuerza de tracción	30.000N	Traction power	30.000N
Consumo Aire	2,7 LT	Air consumption	2,7 LT
Presión trabajo	5-7 bar	Operating Air pressure	5-7 bar
Material tuerca remachable	Aluminio - Acero - Inox	Rivet Nut Material	Aluminium - Steel - Stainless Steel
Embalaje	Maletín plástico	Packaging	Plastic box
Peso	2,46 Kg	Tool weight	2,46 Kg



REMACHES TUDELA

BLISTER



BLISTER

CAJA MINI



MINI BOX

EXPOSITOR



EXHIBITOR

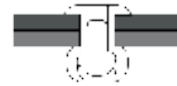
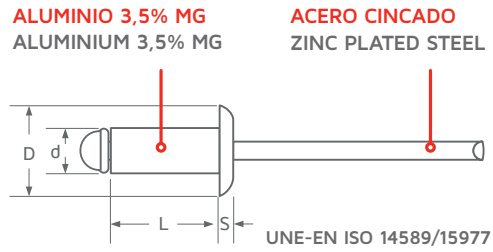



¡FABRICACIÓN
PROPIA!

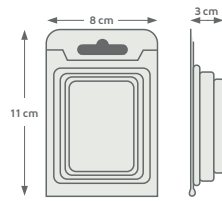
OWN
PRODUCTION!

ALUMINIO 3,5% MG
ALUMINIUM 3,5% MG

ACERO CINCADO
ZINC PLATED STEEL

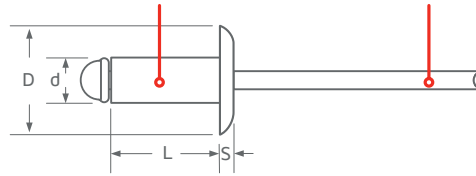


d Ø mm.	Dimensiones Sizes	L mm.	Código Code	mm.	€ PCS.	N	N	PCS.
3,2	D= 6,3 mm. S= 1,0 mm. Ø 3,3 mm.	6	X0013206	1,5 - 3,5		980	760	120
		8	X0013208	3,5 - 5,0				120
		10	X0013210	5,0 - 7,0				100
		12	X0013212	7,0 - 9,0				100
		14	X0013214	9,0 - 11,0				100
		16	X0013216	11,0 - 13,0				70
		18	X0013218	13,0 - 15,0				70
		20	X0013220	15,0 - 17,0				70
4,0	D= 8,0 mm. S= 1,3 mm. Ø 4,1 mm.	6	X0013806	1,0 - 3,0		1600	1200	120
		8	X0013808	3,0 - 5,0				70
		10	X0013810	5,0 - 6,5				70
		12	X0013812	6,5 - 8,5				65
		14	X0013814	8,5 - 10,5				65
		16	X0013816	10,5 - 12,5				50
		18	X0013818	12,5 - 14,5				50
		20	X0013820	14,5 - 16,5				45
		23	X0013823	15,5 - 19,5				45
		25	X0013825	16,5 - 21,0				45
4,8	D= 9,5 mm. S= 1,4 mm. Ø 4,9 mm.	6	X0014806	1,5 - 2,5		2230	1690	60
		8	X0014808	2,5 - 4,0				60
		10	X0014810	4,0 - 6,0				50
		12	X0014812	6,0 - 8,0				45
		14	X0014814	8,0 - 10,0				45
		16	X0014816	10,0 - 12,0				40
		18	X0014818	12,0 - 14,0				40
		20	X0014820	14,0 - 16,0				35
		22	X0014822	16,0 - 18,0				35
		25	X0014825	17,0 - 20,0				30
		28	X0014828	20,0 - 23,0				30
		30	X0014830	23,0 - 25,0				30
35	X0014835	25,0 - 30,0		25				



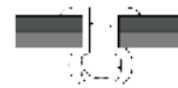
ALUMINIO 3,5% MG
ALUMINIUM 3,5% MG

ACERO CINCADO
ZINC PLATED STEEL



ALUMINIO 3,5% MG
ALUMINIUM 3,5% MG

ACERO CINCADO
ZINC PLATED STEEL



d Ø mm.	Dimensiones Sizes	L mm.	Código Code	mm.	€ PCS.	N	N	
4,0	D= 12,0 mm. S= 1,5 mm. Ø 4,1 mm.	8	X0033808	3,0 - 5,0		1600	1200	45
		10	X0033810	5,0 - 6,5				45
		12	X0033812	6,5 - 8,5				40
		14	X0033814	8,5 - 10,5				30
		16	X0033816	10,5 - 12,5				30
		18	X0033818	12,5 - 14,5				25
		20	X0033820	14,5 - 16,5				25
4,8	D= 14,0 mm. S= 1,8 mm. Ø 4,9 mm.	8	X0034808	3,0 - 4,0		2230	1690	35
		10	X0034810	4,0 - 6,0				30
		12	X0034812	6,0 - 8,0				30
		14	X0034814	8,0 - 10,0				30
		16	X0034816	10,0 - 12,0				25
		18	X0034818	12,0 - 14,0				25
		20	X0034820	13,0 - 15,0				20
		22	X0034822	15,0 - 17,0				20
24	X0034824	17,0 - 19,0		20				



ALUMINIO 3,5% MG
ALUMINIUM 3,5% MG

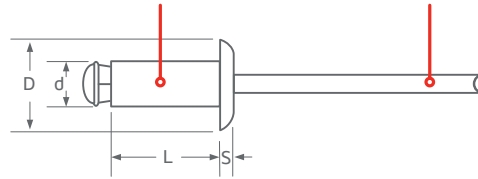


ACERO CINCADO
ZINC PLATED STEEL



ALUMINIO 3,5% MG
ALUMINIUM 3,5% MG

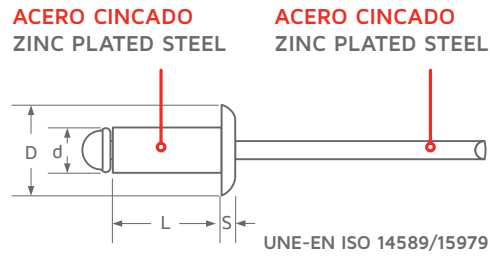
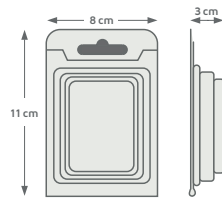
ACERO CINCADO
ZINC PLATED STEEL



d Ø mm.	Dimensiones Sizes	L mm.	Código Code	E mm.	€ PCS.	N	N	Icon
4,0	D= 8,0 mm. S= 1,3 mm. Ø 4,4 - 4,5 mm.	10	X0073810	1,5 - 5,0		1150	1260	70
		12	X0073812	4,0 - 7,0				65
		14	X0073814	6,0 - 9,0				65
		16	X0073816	8,0 - 11,0				50
		18	X0073818	10,0 - 13,0				50
		20	X0073820	12,0 - 15,0				45
4,8	D= 9,5 mm. S= 1,4 mm. Ø 5,2 - 5,3 mm.	10	X0074810	0,5 - 4,0		1600	1690	50
		12	X0074812	2,0 - 6,0				45
		14	X0074814	4,0 - 8,0				45
		16	X0074816	6,0 - 10,0				40
		18	X0074818	8,0 - 12,0				40
		20	X0074820	10,0 - 14,0				35
		22	X0074822	12,0 - 16,0				35
		25	X0074825	16,0 - 19,0				30
		30	X0074830	19,0 - 24,0				30
		35	X0074835	24,0 - 29,0				25



Standard Rivet - Dome Head



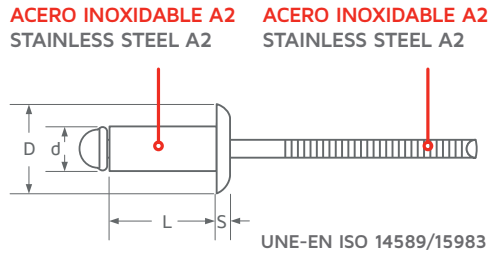

ACERO CINCADO
ZINC PLATED STEEL

ACERO CINCADO
ZINC PLATED STEEL

d Ø mm.	Dimensiones Sizes	L mm.	Código Code	E mm.	€ PCS.	N	N	
3,2	D= 6,3 mm. S= 1,0 mm. Ø 3,3 mm.	6	XR0103206	0,5 - 3,0		1200	1100	120
		8	XR0103208	3,0 - 5,0				100
		10	XR0103210	5,0 - 6,5				100
		12	XR0103212	6,5 - 8,0				100
4,0	D= 8,0 mm. S= 1,3 mm. Ø 4,1 mm.	6	XR0103806	2,0 - 3,0		2200	1700	70
		8	XR0103808	3,0 - 5,0				70
		10	XR0103810	5,0 - 6,5				70
		12	XR0103812	6,5 - 8,0				65
		14	XR0103814	8,0 - 10,0				65
		16	XR0103816	10,0 - 12,0				50
		18	XR0103818	12,0 - 14,0				50
20	XR0103820	14,0 - 16,0		45				
4,8	D= 9,5 mm. S= 1,4 mm. Ø 4,9 mm.	6	XR0104806	1,0 - 2,5		3100	2900	60
		8	XR0104808	2,5 - 4,0				60
		10	XR0104810	4,0 - 6,0				50
		12	XR0104812	6,0 - 8,0				45
		14	XR0104814	8,0 - 10,0				45
		16	XR0104816	9,0 - 11,0				40
		18	XR0104818	11,0 - 13,0				40
		20	XR0104820	13,0 - 15,0				35

ACERO INOXIDABLE A2
STAINLESS STEEL A2

ACERO INOXIDABLE A2
STAINLESS STEEL A2

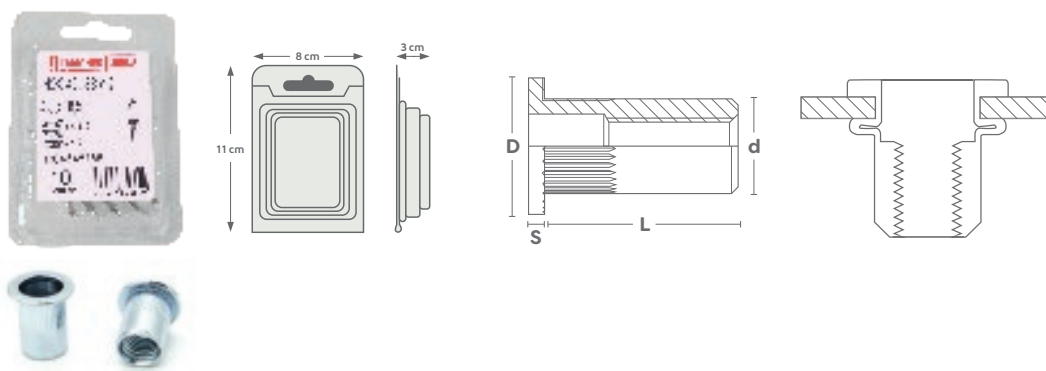






d Ø mm.	Dimensiones Sizes	L mm.	Código Code	mm.	€ PCS.	N	N	Icon
3,2	D= 6,3 mm. S= 1,0 mm. Ø 3,3 mm.	6	XR0133206	1,0 - 3,0	2500	1900	120	
		8	XR0133208	3,0 - 5,0			100	
		10	XR0133210	5,0 - 6,5			100	
4,0	D= 8,0 mm. S= 1,3 mm. Ø 4,1 mm.	6	XR0133806	1,0 - 2,5	3500	2700	70	
		8	XR0133808	2,5 - 4,5			70	
		10	XR0133810	4,5 - 6,5			70	
		12	XR0133812	6,5 - 8,5			65	
		14	XR0133814	8,5 - 10,0			65	
		16	XR0133816	10,0 - 12,0			50	
		18	XR0133818	12,0 - 14,0			50	
20	XR0133820	14,0 - 16,0	45					
4,8	D= 9,5 mm. S= 1,4 mm. Ø 4,9 mm.	8	XR0134808	2,0 - 4,0	5000	4000	60	
		10	XR0134810	4,0 - 6,0			50	
		12	XR0134812	6,0 - 8,0			45	
		14	XR0134814	8,0 - 10,0			45	
		16	XR0134816	9,0 - 11,0			40	
		18	XR0134818	11,0 - 13,0			40	
		20	XR0134820	13,0 - 15,0			35	










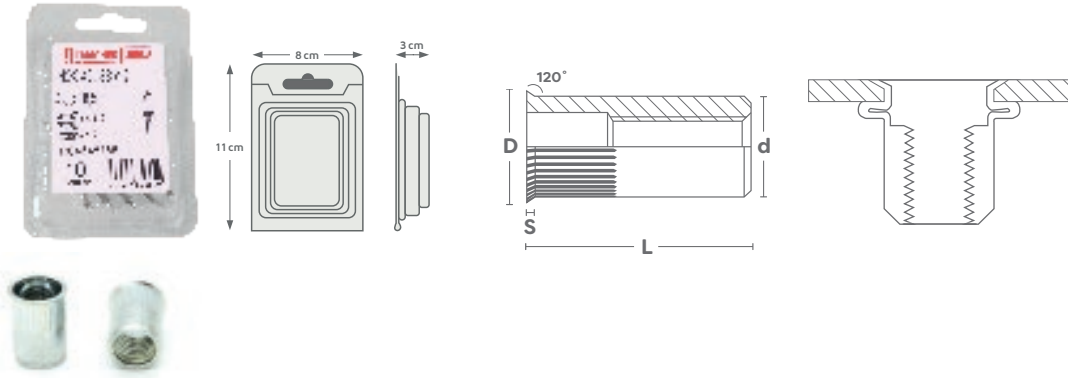
CONSULTE STOCK





M • Dimensiones Sizes • **L** mm. • Código Code •  E mm. • € 1000 PCS. •  N •  Nm • 

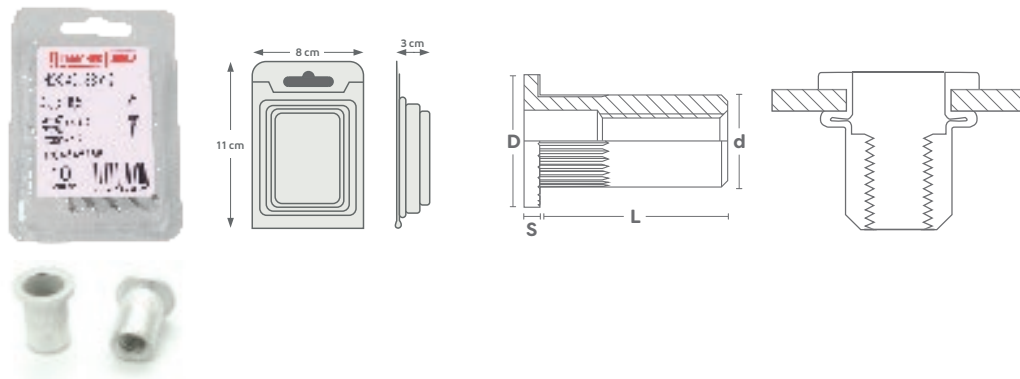
M	Dimensiones Sizes	L mm.	Código Code	E mm.	€ 1000 PCS.	N	Nm	
M3	D= 6,5 mm. S= 1,0 mm. d= 4,9 mm.  ø 5,0 mm.	10	XTR03100LFKNS	0,5 - 3,0		4.000	1,2	100
M4	D= 8,5 mm. S= 1,0 mm. d= 5,9 mm.  ø 6,0 mm.	10	XTR04100LFKNS	0,5 - 3,0		6.800	3,0	100
M5	D= 9,5 mm. S= 1,0 mm. d= 6,9 mm.  ø 7,0 mm.	12	XTR05120LFKNS	0,5 - 3,0		10.000	6,0	75
M6	D= 12,5 mm. S= 1,5 mm. d= 8,9 mm.  ø 9,0 mm.	14,5	XTR06145LFKNS	0,5 - 3,0		15.000	10,0	45
M8	D= 15,5 mm. S= 1,5 mm. d= 10,9 mm.  ø 11,0 mm.	16	XTR08160LFKNS	0,5 - 3,0		27.000	24,0	25
M10	D= 18,5 mm. S= 2,0 mm. d= 12,9 mm.  ø 13,0 mm.	17	XTR10170LFKNS	1,0 - 3,5		37.000	48,0	15





ACERO
STEEL**M**Dimensiones
Sizes**L**


mm.

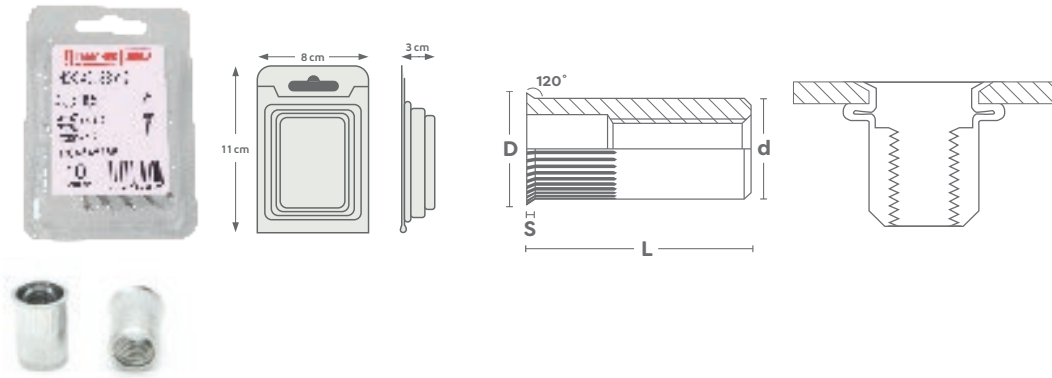
Código
Code
E
mm.€
1000 PCS.
N
Nm





M	Dimensiones Sizes	L mm.	Código Code	 E mm.	€ 1000 PCS.	 N	 Nm	
M4	D= 6,5 mm. S= 0,5 mm. d= 5,9 mm. ø 6,0 mm.	10	XTR04100TSKNS	0,5 - 3,0		6.800	3,0	100
M5	D= 7,5 mm. S= 0,5 mm. d= 6,9 mm. ø 7,0 mm.	11,5	XTR05115TSKNS	0,5 - 3,0		10.000	6,0	75
M6	D= 9,5 mm. S= 0,5 mm. d= 8,9 mm. ø 9,0 mm.	14	XTR06140TSKNS	0,5 - 3,0		15.000	10,0	45
M8	D= 11,5 mm. S= 0,5 mm. d= 10,9 mm. ø 11,0 mm.	15,5	XTR08155TSKNS	0,5 - 3,0		27.000	24,0	25
M10	D= 13,5 mm. S= 0,7 mm. d= 12,9 mm. ø 13,0 mm.	19,5	XTR10195TSKNS	1,0 - 3,5		37.000	48,0	15




M • Dimensiones Sizes • **L** mm. • Código Code •  **E** mm. • € 1000 PCS. •  **N** •  **Nm** • 

M	Dimensiones Sizes	L mm.	Código Code	E mm.	€ 1000 PCS.	N	Nm	
M3	D= 6,5 mm. S= 1,0 mm. d= 4,9 mm. ∅ 5,0 mm.	10	XTR03100LFKNAL	0,5 - 3,0		2.500	0,7	100
M4	D= 9,7 mm. S= 0,8 mm. d= 5,9 mm. ∅ 6,0 mm.	10	XTR04100LFKNAL	0,5 - 3,0		4.000	2,0	100
M5	D= 10,0 mm. S= 1,0 mm. d= 6,9 mm. ∅ 7,0 mm.	12	XTR05120LFKNAL	0,5 - 3,0		5.500	4,0	75
M6	D= 12,5 mm. S= 1,5 mm. d= 8,9 mm. ∅ 9,0 mm.	14,5	XTR06145LFKNAL	0,5 - 3,0		8.300	6,0	45
M8	D= 15,5 mm. S= 1,5 mm. d= 10,9 mm. ∅ 11,0 mm.	16	XTR08160LFKNAL	0,5 - 3,0		13.000	15,0	25
M10	D= 18,5 mm. S= 1,8 mm. d= 12,9 mm. ∅ 13,0 mm.	17	XTR10170LFKNAL	1,0 - 3,5		20.000	27,0	15

ALUMINIO
ALUMINIUM

M • Dimensiones • **L** • Código •  **E** • € •  •  • 

Sizes mm. Code 1000 PCS. N Nm


M	Dimensiones Sizes	L mm.	Código Code	 E mm.	€ 1000 PCS.	 N	 Nm	
M4	D= 6,5 mm. S= 0,5 mm. d= 5,9 mm.  ø 6,0 mm.	10	XTR04100TSKNAL	0,5 - 3,0		4.000	2,0	100
M5	D= 7,5 mm. S= 0,5 mm. d= 6,9 mm.  ø 7,0 mm.	11,5	XTR05115TSKNAL	0,5 - 3,0		5.500	4,0	75
M6	D= 9,5 mm. S= 0,5 mm. d= 8,9 mm.  ø 9,0 mm.	14	XTR06140TSKNAL	0,5 - 3,0		8.300	6,0	45
M8	D= 11,5 mm. S= 0,5 mm. d= 10,9 mm.  ø 11,0 mm.	15,5	XTR08155TSKNAL	0,5 - 3,0		13.000	15,0	25
M10	D= 13,5 mm. S= 0,7 mm. d= 12,9 mm.  ø 13,0 mm.	19,5	XTR10195TSKNAL	0,5 - 3,5		20.000	27,0	15

Video



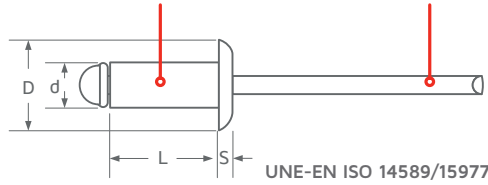
CONSULTE STOCK





ALUMINIO 3,5% MG
ALUMINIUM 3,5% MG

ACERO CINCADO
ZINC PLATED STEEL



ALUMINIO 3,5% MG
ALUMINIUM 3,5% MG

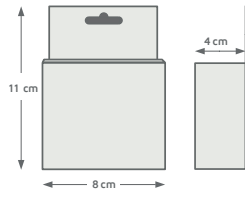
ACERO CINCADO
ZINC PLATED STEEL



d Ø mm.	Dimensiones Sizes	L mm.	Código Code	mm.	€ PCS.	N	N	
3,2	D= 6,3 mm. S= 1,0 mm. Ø 3,3 mm.	6	M0013206	1,5 - 3,5		980	760	240
		8	M0013208	3,5 - 5,0				220
		10	M0013210	5,0 - 7,0				200
		12	M0013212	7,0 - 9,0				180
		14	M0013214	9,0 - 11,0				160
		16	M0013216	11,0 - 13,0				140
		18	M0013218	13,0 - 15,0				120
		20	M0013220	15,0 - 17,0				100
4,0	D= 8,0 mm. S= 1,3 mm. Ø 4,1 mm.	6	M0013806	1,0 - 3,0		1600	1200	160
		8	M0013808	3,0 - 5,0				140
		10	M0013810	5,0 - 6,5				130
		12	M0013812	6,5 - 8,5				130
		14	M0013814	8,5 - 10,5				120
		16	M0013816	10,5 - 12,5				110
		18	M0013818	12,5 - 14,5				100
		20	M0013820	14,5 - 16,5				90
		23	M0013823	15,5 - 19,5				90
		25	M0013825	16,5 - 21,0				80
4,8	D= 9,5 mm. S= 1,4 mm. Ø 4,9 mm.	6	M0014806	1,5 - 2,5		2230	1690	100
		8	M0014808	2,5 - 4,0				100
		10	M0014810	4,0 - 6,0				100
		12	M0014812	6,0 - 8,0				90
		14	M0014814	8,0 - 10,0				90
		16	M0014816	10,0 - 12,0				80
		18	M0014818	12,0 - 14,0				70
		20	M0014820	14,0 - 16,0				60
		22	M0014822	16,0 - 18,0				60
		25	M0014825	17,0 - 20,0				50
		28	M0014828	20,0 - 23,0				50
		30	M0014830	23,0 - 25,0				50
35	M0014835	25,0 - 30,0		40				

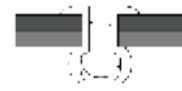
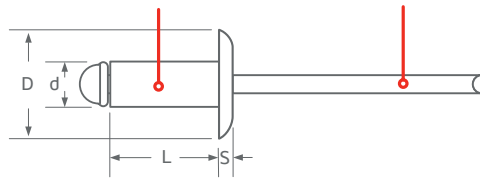
ALUMINIO 3,5% MG
ALUMINIUM 3,5% MG

ACERO CINCADO
ZINC PLATED STEEL




ALUMINIO 3,5% MG
ALUMINIUM 3,5% MG

ACERO CINCADO
ZINC PLATED STEEL



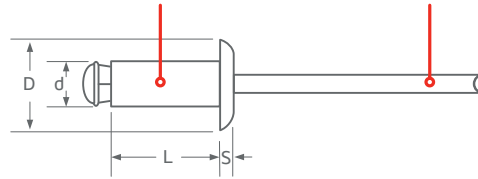
d Ø mm.	Dimensiones Sizes	L mm.	Código Code	mm.	€ PCS.	N	N	
4,0	D= 12,0 mm. S= 1,5 mm. Ø 4,1 mm.	8	M0033808	3,0 - 5,0		1600	1200	90
		10	M0033810	5,0 - 6,5				80
		12	M0033812	6,5 - 8,5				80
		14	M0033814	8,5 - 10,5				70
		16	M0033816	10,5 - 12,5				60
		18	M0033818	12,5 - 14,5				50
		20	M0033820	14,5 - 16,5				50
4,8	D= 14,0 mm. S= 1,8 mm. Ø 4,9 mm.	8	M0034808	3,0 - 4,0		2230	1690	50
		10	M0034810	4,0 - 6,0				45
		12	M0034812	6,0 - 8,0				45
		14	M0034814	8,0 - 10,0				40
		16	M0034816	10,0 - 12,0				40
		18	M0034818	12,0 - 14,0				35
		20	M0034820	13,0 - 15,0				35
		22	M0034822	15,0 - 17,0				30
24	M0034824	17,0 - 19,0		30				

Peel Rivet - Dome Head



ALUMINIO 3,5% MG
ALUMINIUM 3,5% MG

ACERO CINCADO
ZINC PLATED STEEL



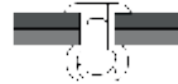
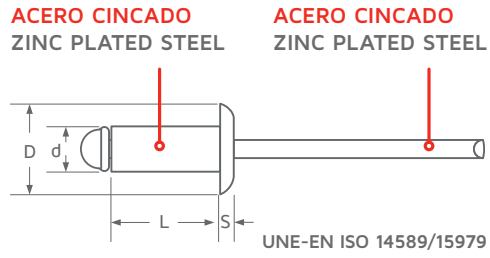
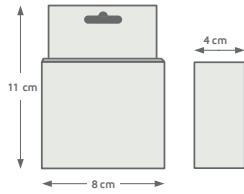
ALUMINIO 3,5% MG
ALUMINIUM 3,5% MG

ACERO CINCADO
ZINC PLATED STEEL

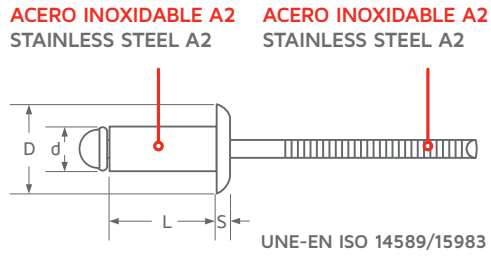

d Ø mm.	Dimensiones Sizes	L mm.	Código Code	mm.	€ PCS.	N	N	
4,0	D= 8,0 mm. S= 1,3 mm. Ø 4,4 - 4,5 mm.	10	M0073810	1,5 - 5,0		1150	1260	130
		12	M0073812	4,0 - 7,0				130
		14	M0073814	6,0 - 9,0				120
		16	M0073816	8,0 - 11,0				110
		18	M0073818	10,0 - 13,0				100
		20	M0073820	12,0 - 15,0				90
4,8	D= 9,5 mm. S= 1,4 mm. Ø 5,2 - 5,3 mm.	10	M0074810	0,5 - 4,0		1600	1690	100
		12	M0074812	2,0 - 6,0				90
		14	M0074814	4,0 - 8,0				90
		16	M0074816	6,0 - 10,0				80
		18	M0074818	8,0 - 12,0				70
		20	M0074820	10,0 - 14,0				60
		22	M0074822	12,0 - 16,0				60
		25	M0074825	16,0 - 19,0				50
		30	M0074830	19,0 - 24,0				50
		35	M0074835	24,0 - 29,0				40

ACERO CINCADO
ZINC PLATED STEEL

ACERO CINCADO
ZINC PLATED STEEL

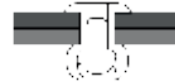


d Ø mm.	Dimensiones Sizes	L mm.	Código Code	E mm.	€ PCS.	N	N	
3,2	D= 6,3 mm. S= 1,0 mm. Ø 3,3 mm.	6	XR0103206	0,5 - 3,0		1200	1100	240
		8	XR0103208	3,0 - 5,0				220
		10	XR0103210	5,0 - 6,5				200
		12	XR0103212	6,5 - 8,0				180
4,0	D= 8,0 mm. S= 1,3 mm. Ø 4,1 mm.	6	XR0103806	2,0 - 3,0		2200	1700	160
		8	XR0103808	3,0 - 5,0				140
		10	XR0103810	5,0 - 6,5				130
		12	XR0103812	6,5 - 8,0				130
		14	XR0103814	8,0 - 10,0				120
		16	XR0103816	10,0 - 12,0				110
		18	XR0103818	12,0 - 14,0				100
20	XR0103820	14,0 - 16,0		90				
4,8	D= 9,5 mm. S= 1,4 mm. Ø 4,9 mm.	6	XR0104806	1,0 - 2,5		3100	2900	100
		8	XR0104808	2,5 - 4,0				100
		10	XR0104810	4,0 - 6,0				100
		12	XR0104812	6,0 - 8,0				90
		14	XR0104814	8,0 - 10,0				90
		16	XR0104816	9,0 - 11,0				80
		18	XR0104818	11,0 - 13,0				70
		20	XR0104820	13,0 - 15,0				60



ACERO INOXIDABLE A2
STAINLESS STEEL A2

ACERO INOXIDABLE A2
STAINLESS STEEL A2



d \varnothing mm. **Dimensiones** Sizes **L** mm. **Código** Code **E** mm. **€** PCS. **H** **H**

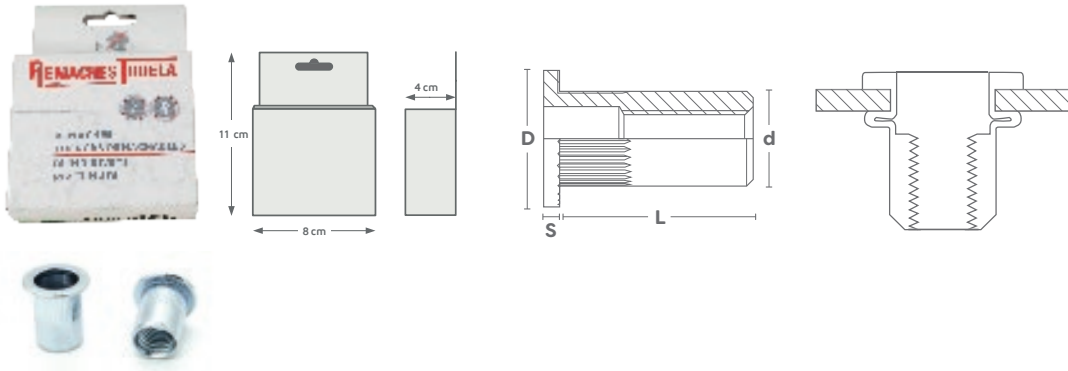
d \varnothing mm.	Dimensiones Sizes	L mm.	Código Code	E mm.	€ PCS.	H	H	
3,2	D= 6,3 mm. S= 1,0 mm. \varnothing 3,3 mm.	6	MR0133206	1,0 - 3,0		2500	1900	240
		8	MR0133208	3,0 - 5,0				220
		10	MR0133210	5,0 - 6,5				200
4,0	D= 8,0 mm. S= 1,3 mm. \varnothing 4,1 mm.	6	MR0133806	1,0 - 2,5		3500	2700	160
		8	MR0133808	2,5 - 4,5				140
		10	MR0133810	4,5 - 6,5				130
		12	MR0133812	6,5 - 8,5				130
		14	MR0133814	8,5 - 10,0				120
		16	MR0133816	10,0 - 12,0				110
		18	MR0133818	12,0 - 14,0				100
20	MR0133820	14,0 - 16,0		90				
4,8	D= 9,5 mm. S= 1,4 mm. \varnothing 4,9 mm.	8	MR0134808	2,0 - 4,0		5000	4000	100
		10	MR0134810	4,0 - 6,0				100
		12	MR0134812	6,0 - 8,0				90
		14	MR0134814	8,0 - 10,0				90
		16	MR0134816	9,0 - 11,0				80
		18	MR0134818	11,0 - 13,0				70
20	MR0134820	13,0 - 15,0		60				



CONSULTE STOCK

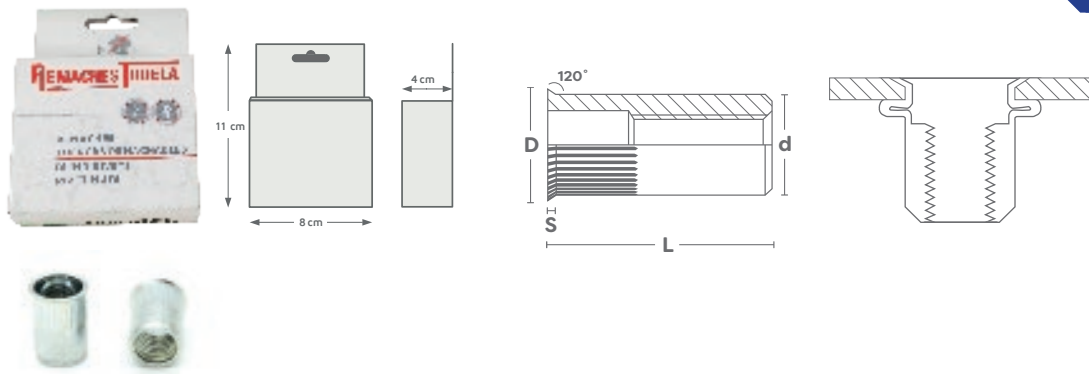






ACERO
STEEL




M • Dimensiones Sizes • **L** mm. • Código Code • **E** mm. • € 1000 PCS. • **N** • **Nm** •

M	Dimensiones Sizes	L mm.	Código Code	E mm.	€ 1000 PCS.	N	Nm	
M3	D= 6,5 mm. S= 1,0 mm. d= 4,9 mm. ∅ 5,0 mm.	10	MTR03100LFKNS	0,5 - 3,0		4.000	1,2	250
M4	D= 8,5 mm. S= 1,0 mm. d= 5,9 mm. ∅ 6,0 mm.	10	MTR04100LFKNS	0,5 - 3,0		6.800	3,0	250
M5	D= 9,5 mm. S= 1,0 mm. d= 6,9 mm. ∅ 7,0 mm.	12	MTR05120LFKNS	0,5 - 3,0		10.000	6,0	200
M6	D= 12,5 mm. S= 1,5 mm. d= 8,9 mm. ∅ 9,0 mm.	14,5	MTR06145LFKNS	0,5 - 3,0		15.000	10,0	80
M8	D= 15,5 mm. S= 1,5 mm. d= 10,9 mm. ∅ 11,0 mm.	16	MTR08160LFKNS	0,5 - 3,0		27.000	24,0	45
M10	D= 18,5 mm. S= 2,0 mm. d= 12,9 mm. ∅ 13,0 mm.	17	MTR10170LFKNS	1,0 - 3,5		37.000	48,0	30

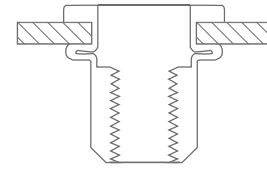
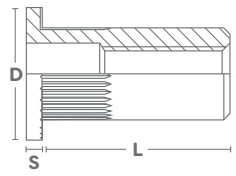
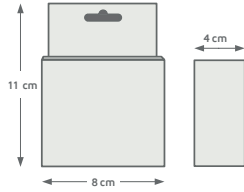


M • Dimensiones • **L** • Código •  **E** • € • 1000 PCS. •  **N** •  **Nm** • 

M	Dimensiones Sizes	L mm.	Código Code	E mm.	€ 1000 PCS.	N	Nm	
M4	D= 6,5 mm. S= 0,5 mm. d= 5,9 mm. ∅ 6,0 mm.	10	MTR04100TSKNS	0,5 - 3,0		6.800	3,0	250
M5	D= 7,5 mm. S= 0,5 mm. d= 6,9 mm. ∅ 7,0 mm.	11,5	MTR05115TSKNS	0,5 - 3,0		10.000	6,0	200
M6	D= 9,5 mm. S= 0,5 mm. d= 8,9 mm. ∅ 9,0 mm.	14	MTR06140TSKNS	0,5 - 3,0		15.000	10,0	80
M8	D= 11,5 mm. S= 0,5 mm. d= 10,9 mm. ∅ 11,0 mm.	15,5	MTR08155TSKNS	0,5 - 3,0		27.000	24,0	45
M10	D= 13,5 mm. S= 0,7 mm. d= 12,9 mm. ∅ 13,0 mm.	19,5	MTR10195TSKNS	1,0 - 3,5		37.000	48,0	30

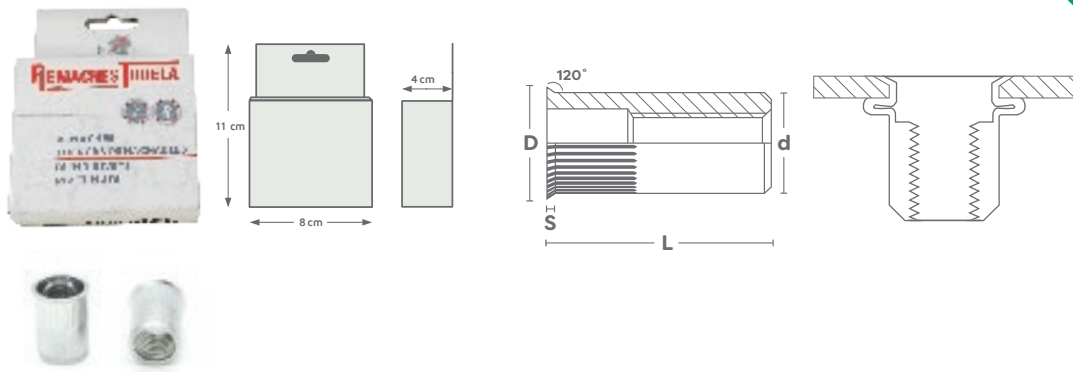


ALUMINIO
ALUMINIUM



M	Dimensiones Sizes	L mm.	Código Code	E mm.	€ 1000 PCS.	N	Nm	
M3	D= 6,5 mm. S= 1,0 mm. d= 4,9 mm. ∅ 5,0 mm.	10	MTR03100LFKNAL	0,5 - 3,0		2.500	0,7	250
M4	D= 9,7 mm. S= 0,8 mm. d= 5,9 mm. ∅ 6,0 mm.	10	MTR04100LFKNAL	0,5 - 3,0		4.000	2,0	250
M5	D= 10,0 mm. S= 1,0 mm. d= 6,9 mm. ∅ 7,0 mm.	12	MTR05120LFKNAL	0,5 - 3,0		5.500	4,0	200
M6	D= 12,5 mm. S= 1,5 mm. d= 8,9 mm. ∅ 9,0 mm.	14,5	MTR06145LFKNAL	0,5 - 3,0		8.300	6,0	80
M8	D= 15,5 mm. S= 1,5 mm. d= 10,9 mm. ∅ 11,0 mm.	16	MTR08160LFKNAL	0,5 - 3,0		13.000	15,0	45
M10	D= 18,5 mm. S= 1,8 mm. d= 12,9 mm. ∅ 13,0 mm.	17	MTR10170LFKNAL	1,0 - 3,5		20.000	27,0	30





M • Dimensiones Sizes • **L** mm. • Código Code • **E** mm. • € 1000 PCS. • **N** • **Nm** •

M	Dimensiones Sizes	L mm.	Código Code	E mm.	€ 1000 PCS.	N	Nm	
M4	D= 6,5 mm. S= 0,5 mm. d= 5,9 mm. ø 6,0 mm.	10	MTR04100TSKNAL	0,5 - 3,0		4.000	2,0	250
M5	D= 7,5 mm. S= 0,5 mm. d= 6,9 mm. ø 7,0 mm.	11,5	MTR05115TSKNAL	0,5 - 3,0		5.500	4,0	200
M6	D= 9,5 mm. S= 0,5 mm. d= 8,9 mm. ø 9,0 mm.	14	MTR06140TSKNAL	0,5 - 3,0		8.300	6,0	80
M8	D= 11,5 mm. S= 0,5 mm. d= 10,9 mm. ø 11,0 mm.	15,5	MTR08155TSKNAL	0,5 - 3,0		13.000	15,0	45
M10	D= 13,5 mm. S= 0,7 mm. d= 12,9 mm. ø 13,0 mm.	19,5	MTR10195TSKNAL	0,5 - 3,5		20.000	27,0	30



Video



CONSULTE STOCK



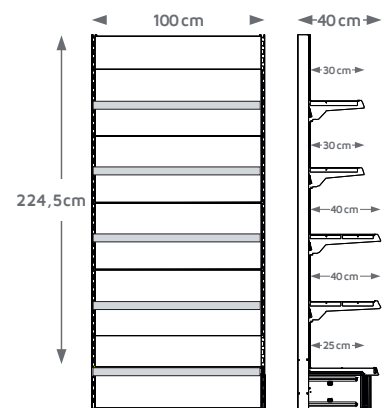

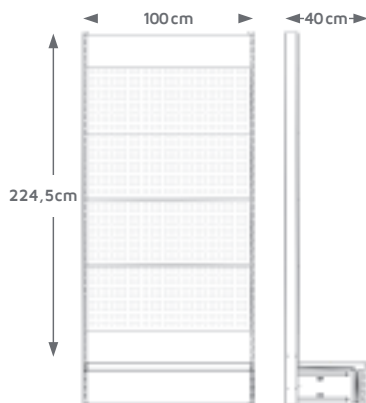
Expositor Blister
Blister Exhibitor



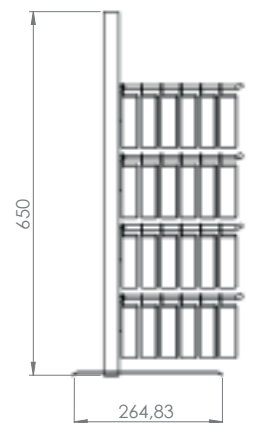
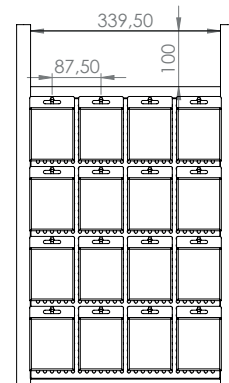
Expositor Mixto
Mix Exhibitor



Expositor Baldas
Shelf Exhibitor



Expositor Sobremesa
Table-Top Exhibitor



A petición del cliente suministramos nuestro expositor Remaches Tudela.
On request we can supply our tudela rivets exhibitor.

Precios:

Los precios de nuestra tarifa no incluyen impuestos.
Estos precios son para materiales ubicados en nuestro almacén.

Prices:

The prices in this catalogue not include taxes.
This prices are for goods in our warehouse.

Pedido mínimo:

No tenemos pedido mínimo.

Minimum order:

No minimum order required.

Entrega de artículos:

Para toda la península los pedidos enviados antes de las 12:00 A.M. el tiempo de entrega es de 24H/48H.

Porte pagado:

Península e Islas Baleares: para pedidos superiores a 300€.

Islas Canarias: para pedidos superiores a 800€.

Europa zona A: Francia, Portugal, Italia, Alemania, Rep.Checa, Polonia, etc. para pedidos superiores a 3000€.

Para otros países realizar solicitud.

*El cliente puede hacerse cargo del transporte, si por el contrario lo gestiona Remaches Tudela se cargarán en factura los portes correspondiente al envío.

Delivery time:

All orders confirmed by our company should be approved by the customer (price and delivery time) before despatch.

Free transport costs for orders above 3.000€, to countries in Europe zone A as France, Portugal, Italy, Germany, Czech Republic, Poland etc.

For countries out of this areas, please, ask for the minimum order quantity for free transport.

*In any case, the customer can choose their own transport company.

Forma de pago:

Para el primer pedido el pago es mediante una transferencia.

Para pagos al contado se aplicará un dto. extra de un 3% a partir del primer pedido.

Payment conditions:

Payment in advance for the first order.

For cash payment or payment in advance a further discount of 3% will be applied.

Catálogo:

Ponemos a su disposición el catálogo y la tarifa en formato digital, PDF, EXCEL.

Catalogue:

Our catalogue and price list is available in pdf and excell version.

Código EAN:

Todos nuestros artículos están codificados mediante códigos EAN y disponemos de listados de todos nuestros artículos con sus códigos correspondientes.

EAN code:

All products are identified by EAN code. Price list available with all types of descriptions, including EAN code.

Embalaje:

Podemos suministrar embalajes completos o envases sueltos a petición del cliente.
Las cantidades están declaradas en el catálogo, reservándonos el derecho a modificarlas.

Emballage:

We can supply single small boxes or full overboxing package.
The box quantity are declared in the catalogue and we reserve the right to modificate.

Calidad:

Disponemos de certificados de calidad de materias primas y fichas técnicas de nuestros productos.

Quality and certifications:

On request, we supply quality certification on raw material, and different types of technical datas.

Horario de trabajo:

Lunes a Jueves: 08:00-16:30 h.

Viernes: 08:00-16:00 h.


Work time:

Monday to Thursday: 08:00-16:30 h.

Friday: 08:00-16:00 h.



Handwriting practice area with horizontal dotted lines.





Incluso después de revisar y prestar una atención máxima sobre este catálogo para ofrecer una información exacta, Remaches Tudela no se hace cargo de ninguna de las posibles erratas u omisiones en el mismo.

Toda la información contenida en este catálogo es tal cual y esta disponible, con lo cual Remaches Tudela renuncia a cualquier reclamación sobre la información ofrecida en este catálogo. Remaches Tudela se reserva el derecho a realizar cualquier modificación.

Even after reviewing and pay high attention to this catalogue to provide accurate information, Remaches Tudela is not responsible for any possible errors or omissions therein.

All information contained in this catalogue is as is and is available, which Remaches Tudela waive any claim on the information provided in this catalogue.

Remaches Tudela reserves the right to make any changes.

REMACHES TUDELA

Polígono Industrial Las Labradas
Calle Cantabria, Naves 14.8 y 14.9
Apartado de Correos, 31
31500 Tudela (Navarra), España

Tel.: 0034 948 82 71 21

Fax: 0034 948 41 46 18


ventas@remachestudela.com

www.remachestudela.com



**¡FABRICACIÓN
PROPIA!**

**OWN
PRODUCTION!**



Distribuido por:

